



7

ROHRE

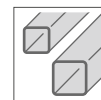
LIEFERPROGRAMM | **ROHRE**

VIERKANTROHRE

Werkstoff S235JR

EN 10305-5 bzw. nach EN 10219 | Oberfläche blank (gebeizt) oder schwarz (ungebeizt)

Stablänge: ca. 6 m (oder ca. 12 m auf Anfrage) / FIXZUSCHNITTE NACH WUNSCH



Abmessung mm	Gewicht kg/m	Vorrat
10 x 10 x 1,0	0,28	○
10 x 10 x 1,5	0,40	○
12 x 12 x 1,0	0,35	○
12 x 12 x 1,5	0,49	●
15 x 15 x 1,5	0,63	●
15 x 15 x 2,0	0,81	●
16 x 16 x 1,5	0,67	○
18 x 18 x 1,5	0,77	○
20 x 20 x 1,0	0,58	●
20 x 20 x 1,5	0,87	●
20 x 20 x 2,0	1,12	●
20 x 20 x 2,5	1,33	○
20 x 20 x 3,0	1,60	●
25 x 25 x 1,5	1,10	●
25 x 25 x 2,0	1,44	●
25 x 25 x 2,5	1,76	○
25 x 25 x 3,0	1,92	●
30 x 30 x 1,5	1,34	●
30 x 30 x 2,0	1,75	●
30 x 30 x 2,5	2,15	○
30 x 30 x 3,0	2,39	●
30 x 30 x 4,0	3,32	●
34 x 34 x 2,0	2,00	○
34 x 34 x 3,0	2,77	○
35 x 35 x 1,5	1,57	○
35 x 35 x 2,0	2,07	●
35 x 35 x 2,5	2,54	○
35 x 35 x 3,0	2,86	●
35 x 35 x 4,0	3,79	○
40 x 40 x 1,5	1,81	○
40 x 40 x 2,0	2,38	●
40 x 40 x 2,5	2,93	○
40 x 40 x 3,0	3,33	●
40 x 40 x 4,0	4,25	●

Abmessung mm	Gewicht kg/m	Vorrat
40 x 40 x 5,0	5,32	●
45 x 45 x 1,5	2,05	○
45 x 45 x 2,0	2,69	●
45 x 45 x 3,0	3,80	○
45 x 45 x 4,0	4,88	○
50 x 50 x 1,5	2,27	○
50 x 50 x 2,0	3,01	●
50 x 50 x 2,5	3,72	○
50 x 50 x 3,0	4,28	●
50 x 50 x 4,0	5,51	●
50 x 50 x 5,0	6,56	●
55 x 55 x 2,0	3,32	○
55 x 55 x 3,0	4,75	○
60 x 60 x 2,0	3,64	●
60 x 60 x 2,5	4,50	○
60 x 60 x 3,0	5,22	●
60 x 60 x 4,0	6,76	●
60 x 60 x 5,0	8,13	●
70 x 70 x 2,0	4,26	●
70 x 70 x 3,0	6,16	●
70 x 70 x 4,0	8,02	●
70 x 70 x 5,0	9,70	●
80 x 80 x 2,0	4,89	●
80 x 80 x 3,0	7,10	●
80 x 80 x 4,0	9,28	●
80 x 80 x 5,0	11,30	●
90 x 90 x 3,0	8,04	○
90 x 90 x 4,0	10,50	●
90 x 90 x 5,0	12,80	○
100 x 100 x 2,0	6,15	○
100 x 100 x 3,0	8,99	●
100 x 100 x 4,0	11,80	●
100 x 100 x 5,0	14,40	●
120 x 120 x 4,0	14,35	●

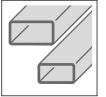
- Lagerprogramm
- kurzfristig lieferbar

Weitere Werkstoffe und Ausführungen (VERZINKT) auf Anfrage.

RECHTECKROHRE**Werkstoff S235JR**

EN 10305-5 bzw. nach EN 10219

Oberfläche blank (gebeizt) oder schwarz (ungebeizt)



Abmessung mm	Gewicht kg/m	Vorrat	Abmessung mm	Gewicht kg/m	Vorrat
20 x 10 x 1,0	0,44	●	40 x 30 x 2,0	2,07	●
20 x 10 x 1,5	0,63	●	40 x 30 x 2,5	2,54	○
20 x 10 x 2,0	0,81	○	40 x 30 x 3,0	2,86	●
20 x 15 x 1,5	0,75	●	45 x 20 x 1,5	1,46	○
20 x 15 x 2,0	0,97	○	45 x 20 x 2,0	1,91	○
25 x 10 x 1,5	0,75	●	45 x 25 x 1,5	1,57	○
25 x 10 x 2,0	0,97	○	45 x 25 x 2,0	2,07	○
25 x 15 x 1,5	0,87	●	45 x 30 x 2,0	2,22	○
25 x 15 x 2,0	1,12	●	50 x 10 x 1,5	1,34	○
25 x 20 x 1,5	0,99	○	50 x 15 x 1,5	1,46	○
25 x 20 x 2,0	1,28	○	50 x 20 x 2,0	2,07	●
30 x 10 x 1,5	0,87	○	50 x 20 x 3,0	2,86	○
30 x 10 x 2,0	1,12	○	50 x 25 x 2,0	2,22	●
30 x 15 x 1,5	0,99	●	50 x 25 x 3,0	3,10	○
30 x 15 x 2,0	1,28	●	50 x 30 x 1,5	1,81	○
30 x 20 x 1,5	1,10	○	50 x 30 x 2,0	2,38	●
30 x 20 x 2,0	1,44	●	50 x 30 x 2,5	2,93	○
30 x 20 x 2,5	1,76	○	50 x 30 x 3,0	3,33	●
30 x 20 x 3,0	1,92	●	50 x 30 x 4,0	4,25	●
30 x 25 x 1,5	1,22	○	50 x 34 x 2,0	2,51	○
30 x 25 x 2,0	1,59	○	50 x 40 x 1,5	2,14	○
35 x 10 x 1,5	0,99	●	50 x 40 x 2,0	2,69	●
35 x 15 x 2,0	1,44	●	50 x 40 x 2,5	3,28	○
35 x 20 x 1,5	1,22	○	50 x 40 x 3,0	3,80	●
35 x 20 x 2,0	1,59	●	55 x 34 x 2,0	2,66	○
35 x 25 x 1,5	1,34	○	60 x 15 x 1,5	1,69	○
35 x 25 x 2,0	1,75	○	60 x 20 x 1,5	1,81	○
40 x 10 x 1,5	1,10	○	60 x 20 x 2,0	2,38	●
40 x 15 x 1,5	1,22	○	60 x 20 x 3,0	3,33	○
40 x 15 x 2,0	1,59	○	60 x 25 x 2,0	2,54	○
40 x 20 x 1,5	1,34	○	60 x 30 x 1,5	2,05	○
40 x 20 x 2,0	1,75	●	60 x 30 x 2,0	2,69	●
40 x 20 x 2,5	2,15	○	60 x 30 x 3,0	3,80	●
40 x 20 x 3,0	2,39	●	60 x 30 x 4,0	4,88	●
40 x 20 x 4,0	3,77	○	60 x 40 x 2,0	3,01	●
40 x 25 x 1,5	1,46	○	60 x 40 x 2,5	3,72	○
40 x 25 x 2,0	1,91	●	60 x 40 x 3,0	4,28	●
40 x 25 x 3,0	2,63	●	60 x 40 x 4,0	5,51	●
40 x 30 x 1,5	1,57	○	60 x 40 x 5,0	6,56	●

- Lagerprogramm
- kurzfristig lieferbar

Weitere Werkstoffe und Ausführungen (VERZINKT) auf Anfrage.

RECHTECKROHRE**Werkstoff S235JR**

EN 10305-5 bzw. nach EN 10219

Oberfläche blank (gebeizt) oder schwarz (ungebeizt)



Abmessung mm	Gewicht kg/m	Vorrat
60 x 50 x 2,0	3,32	○
60 x 50 x 3,0	4,75	○
60 x 50 x 4,0	6,14	●
60 x 50 x 5,0	7,86	○
70 x 20 x 2,0	2,69	○
70 x 30 x 2,0	3,01	●
70 x 30 x 4,0	5,51	○
70 x 40 x 2,0	3,32	○
70 x 40 x 3,0	4,75	●
70 x 40 x 4,0	6,14	○
70 x 40 x 5,0	7,34	○
70 x 50 x 2,0	3,64	○
70 x 50 x 3,0	5,22	○
70 x 50 x 4,0	6,76	○
70 x 50 x 5,0	7,13	○
80 x 20 x 2,0	3,01	○
80 x 20 x 3,0	4,28	●
80 x 30 x 2,0	3,32	○
80 x 30 x 3,0	4,75	●
80 x 40 x 2,0	3,64	●
80 x 40 x 3,0	5,22	●
80 x 40 x 4,0	6,76	●
80 x 40 x 5,0	8,13	●
80 x 50 x 2,0	3,95	●
80 x 50 x 3,0	5,69	●
80 x 50 x 4,0	7,39	●
80 x 50 x 5,0	8,91	○
80 x 60 x 2,0	4,26	○
80 x 60 x 3,0	6,16	●
80 x 60 x 4,0	8,02	●
80 x 60 x 5,0	9,70	●
90 x 30 x 3,0	5,19	○
90 x 40 x 4,0	7,39	○
90 x 40 x 5,0	8,91	○
90 x 50 x 3,0	6,16	○
90 x 50 x 4,0	8,02	○
90 x 50 x 5,0	9,70	○
90 x 60 x 3,0	6,80	○
90 x 70 x 4,0	9,28	○

Abmessung mm	Gewicht kg/m	Vorrat
90 x 70 x 5,0	11,30	○
100 x 20 x 2,0	3,64	○
100 x 20 x 3,0	5,22	○
100 x 30 x 2,0	3,95	○
100 x 30 x 3,0	5,69	○
100 x 30 x 4,0	7,39	○
100 x 40 x 2,0	4,26	●
100 x 40 x 3,0	6,16	●
100 x 40 x 4,0	8,02	●
100 x 40 x 5,0	9,70	○
100 x 50 x 2,0	4,58	○
100 x 50 x 3,0	6,63	●
100 x 50 x 4,0	8,65	●
100 x 50 x 5,0	10,50	●
100 x 60 x 2,0	4,89	○
100 x 60 x 3,0	7,10	●
100 x 60 x 4,0	9,28	●
100 x 60 x 5,0	11,30	●
100 x 80 x 2,0	5,53	○
100 x 80 x 3,0	8,04	○
100 x 80 x 4,0	10,50	●
100 x 80 x 5,0	12,80	●
120 x 30 x 2,0	4,48	○
120 x 40 x 2,0	4,89	○
120 x 40 x 3,0	7,10	●
120 x 40 x 4,0	9,28	●
120 x 40 x 5,0	11,30	●
120 x 50 x 3,0	7,54	○
120 x 50 x 4,0	9,85	○
120 x 50 x 5,0	11,98	○
120 x 60 x 2,0	6,86	○
120 x 60 x 3,0	8,04	●
120 x 60 x 4,0	10,50	●
120 x 60 x 5,0	12,80	●
120 x 80 x 3,0	8,99	○
120 x 80 x 4,0	11,80	●
120 x 80 x 5,0	14,40	●
150 x 40 x 3,0	8,73	○

- Lagerprogramm
- kurzfristig lieferbar

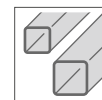
Weitere Werkstoffe und Ausführungen (VERZINKT) auf Anfrage.

STAHLBAUHOHLPROFILE

Werkstoff S235JRH bis S355J2H

EN 10305-5 / 10219 bzw. EN 10210

Stablänge: ca. 6 m oder ca. 12 m / FIXZUSCHNITTE NACH WUNSCH



Abmessung mm	Gewicht kg/m	Vorrat	Abmessung mm	Gewicht kg/m	Vorrat
40 x 40 x 2,9	3,32	o	80 x 80 x 8,0	17,70	•
40 x 40 x 3,2	3,63	o	80 x 80 x 8,8	19,20	o
40 x 40 x 3,6	4,03	o	80 x 80 x 10,0	21,30	o
40 x 40 x 4,0	4,41	o	80 x 80 x 11,0	23,00	o
40 x 40 x 4,5	4,88	o	80 x 80 x 12,5	25,40	o
40 x 40 x 5,0	5,33	o	90 x 90 x 3,2	8,65	o
40 x 40 x 5,6	5,84	o	90 x 90 x 3,6	9,68	o
40 x 40 x 6,3	6,40	o	90 x 90 x 4,0	10,70	o
40 x 40 x 7,1	7,00	o	90 x 90 x 4,5	11,90	o
50 x 50 x 2,9	4,23	o	90 x 90 x 5,0	13,20	o
50 x 50 x 3,2	4,63	o	90 x 90 x 5,6	14,60	o
50 x 50 x 3,6	5,16	o	90 x 90 x 6,3	16,30	o
50 x 50 x 4,0	5,67	•	90 x 90 x 7,1	18,10	o
50 x 50 x 4,5	6,29	o	90 x 90 x 8,0	20,20	o
50 x 50 x 5,0	6,90	o	90 x 90 x 8,8	21,90	o
50 x 50 x 5,6	7,60	o	90 x 90 x 10,0	24,40	•
50 x 50 x 6,3	8,38	o	90 x 90 x 11,0	26,50	o
50 x 50 x 7,1	9,22	o	90 x 90 x 12,5	29,40	o
50 x 50 x 8,0	10,10	o	100 x 100 x 3,6	10,80	o
60 x 60 x 2,9	5,14	o	100 x 100 x 4,0	12,00	•
60 x 60 x 3,2	5,64	o	100 x 100 x 4,5	13,40	o
60 x 60 x 3,6	6,29	o	100 x 100 x 5,0	14,70	•
60 x 60 x 4,0	6,93	•	100 x 100 x 5,6	16,40	o
60 x 60 x 4,5	7,71	o	100 x 100 x 6,0	18,30	•
60 x 60 x 5,0	8,47	•	100 x 100 x 7,1	20,40	o
60 x 60 x 5,6	9,35	o	100 x 100 x 8,0	22,70	•
60 x 60 x 6,0	10,40	•	100 x 100 x 8,8	24,70	o
60 x 60 x 7,1	11,50	o	100 x 100 x 10,0	27,60	•
60 x 60 x 8,0	12,60	o	100 x 100 x 11,0	29,90	o
70 x 70 x 3,2	6,64	o	100 x 100 x 12,5	33,30	o
70 x 70 x 3,6	7,42	o	110 x 110 x 3,6	11,90	o
70 x 70 x 4,0	8,18	o	110 x 110 x 4,0	13,10	o
70 x 70 x 4,5	9,12	o	110 x 110 x 4,5	14,70	o
70 x 70 x 5,0	10,00	o	110 x 110 x 5,0	16,20	o
70 x 70 x 5,6	11,10	o	110 x 110 x 5,6	18,00	o
70 x 70 x 6,3	12,30	o	110 x 110 x 6,3	20,00	o
70 x 70 x 7,1	13,70	o	110 x 110 x 7,1	22,30	o
70 x 70 x 8,0	15,10	o	110 x 110 x 8,0	24,80	o
70 x 70 x 8,8	16,40	o	110 x 110 x 8,8	27,00	o
70 x 70 x 10,0	18,20	o	110 x 110 x 10,0	30,20	o
70 x 70 x 11,0	19,60	o	110 x 110 x 11,0	32,70	o
70 x 70 x 12,5	21,50	o	110 x 110 x 12,5	36,40	o
80 x 80 x 3,2	7,65	o	120 x 120 x 3,6	13,00	o
80 x 80 x 3,6	8,55	o	120 x 120 x 4,0	14,40	•
80 x 80 x 4,0	9,44	•	120 x 120 x 4,5	16,10	o
80 x 80 x 4,5	10,50	o	120 x 120 x 5,0	17,80	•
80 x 80 x 5,0	11,60	•	120 x 120 x 5,6	19,70	o
80 x 80 x 5,6	12,90	o	120 x 120 x 6,0	22,00	•
80 x 80 x 6,0	14,30	•	120 x 120 x 7,1	24,60	o
80 x 80 x 7,1	15,90	o	120 x 120 x 8,0	27,40	•

- Lagerprogramm
- o kurzfristig lieferbar

❖ Weitere Abmessungen, nächste Seite.

STAHLBAUHOHLPROFILE

Werkstoff S235JRH bis S355J2H

EN 10305-5 / 10219 bzw. EN 10210

Stablänge: ca. 6 m oder ca. 12 m / FIXZUSCHNITTE NACH WUNSCH



Abmessung mm	Gewicht kg/m	Vorrat	Abmessung mm	Gewicht kg/m	Vorrat
120 x 120 x 8,8	29,80	o	200 x 200 x 11,0	62,80	o
120 x 120 x 10,0	33,30	●	200 x 200 x 12,5	70,40	o
120 x 120 x 11,0	36,20	o	200 x 200 x 14,2	78,80	o
120 x 120 x 12,5	40,30	o	200 x 200 x 16,0	87,30	o
140 x 140 x 4,0	18,90	●	220 x 220 x 6,3	41,50	o
140 x 140 x 5,0	20,90	o	220 x 220 x 7,1	46,40	o
140 x 140 x 5,6	23,30	o	220 x 220 x 8,0	52,00	o
140 x 140 x 6,0	26,00	●	220 x 220 x 8,8	56,80	o
140 x 140 x 7,1	29,00	o	220 x 220 x 10,0	63,90	o
140 x 140 x 8,0	32,40	●	220 x 220 x 11,0	69,70	o
140 x 140 x 8,8	35,30	o	220 x 220 x 12,0	78,30	o
140 x 140 x 10,0	39,60	●	220 x 220 x 14,2	87,70	o
140 x 140 x 11,0	43,10	o	220 x 220 x 16,0	97,30	o
140 x 140 x 12,5	48,10	o	250 x 250 x 7,1	53,10	o
140 x 140 x 14,2	53,60	o	250 x 250 x 8,0	59,50	o
140 x 140 x 16,0	59,20	o	250 x 250 x 8,8	65,10	o
150 x 150 x 5,6	24,80	o	250 x 250 x 10,0	73,30	o
150 x 150 x 6,3	27,60	o	250 x 250 x 11,0	80,10	o
150 x 150 x 7,1	30,80	o	250 x 250 x 12,5	90,10	o
150 x 150 x 8,0	34,40	●	250 x 250 x 14,2	101,00	o
150 x 150 x 8,8	37,50	o	250 x 250 x 16,0	112,00	o
150 x 150 x 10,0	41,90	●	260 x 260 x 7,1	55,40	o
150 x 150 x 11,0	45,60	o	260 x 260 x 8,0	62,00	o
150 x 150 x 12,5	50,80	o	260 x 260 x 8,8	67,80	o
150 x 150 x 14,2	56,50	o	260 x 260 x 10,0	76,50	o
150 x 150 x 16,0	62,10	o	260 x 260 x 11,0	83,60	o
160 x 160 x 5,6	26,50	o	260 x 260 x 12,5	94,00	o
160 x 160 x 6,0	29,60	●	260 x 260 x 14,2	106,00	o
160 x 160 x 7,1	33,10	o	260 x 260 x 16,0	117,00	o
160 x 160 x 8,0	36,90	●	260 x 260 x 17,5	127,00	o
160 x 160 x 8,8	40,20	o	300 x 300 x 7,0	63,21	o
160 x 160 x 10,0	45,10	o	300 x 300 x 8,0	71,80	o
160 x 160 x 11,0	49,00	o	300 x 300 x 10,0	88,63	o
160 x 160 x 12,5	54,70	o	300 x 300 x 12,0	105,02	o
160 x 160 x 14,2	60,90	o	300 x 300 x 12,5	112,00	o
160 x 160 x 16,0	67,20	o	300 x 300 x 14,0	120,97	o
180 x 180 x 6,0	33,60	●	300 x 300 x 14,2	126,60	o
180 x 180 x 7,1	37,50	o	300 x 300 x 16,0	142,00	o
180 x 180 x 8,0	41,90	●	350 x 350 x 8,0	84,36	o
180 x 180 x 8,8	45,70	o	350 x 350 x 10,0	106,00	o
180 x 180 x 10,0	51,40	o	350 x 350 x 12,0	123,87	o
180 x 180 x 11,0	55,90	o	350 x 350 x 12,5	132,00	o
180 x 180 x 12,5	62,60	o	350 x 350 x 14,0	142,95	o
180 x 180 x 14,2	69,90	o	350 x 350 x 16,0	167,00	o
180 x 180 x 16,0	77,20	o	400 x 400 x 8,0	96,92	o
200 x 200 x 6,3	37,50	o	400 x 400 x 10,0	122,10	o
200 x 200 x 7,1	42,00	o	400 x 400 x 12,0	142,71	o
200 x 200 x 8,0	46,90	●	400 x 400 x 12,5	151,50	o
200 x 200 x 8,8	51,30	o	400 x 400 x 14,0	164,93	o
200 x 200 x 10,0	57,60	●	400 x 400 x 16,0	192,00	o

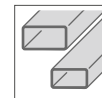
- Lagerprogramm
- o kurzfristig lieferbar

STAHLBAUHOHLPROFILE

Werkstoff S235JRH bis S355J2H

EN 10305-5 / 10219 bzw. EN 10210

Stablänge: ca. 6 m oder ca. 12 m / FIXZUSCHNITTE NACH WUNSCH



Abmessung mm	Gewicht kg/m	Vorrat	Abmessung mm	Gewicht kg/m	Vorrat
50 x 30 x 2,9	3,32	o	90 x 50 x 8,0	15,10	o
50 x 30 x 3,2	3,63	o	90 x 50 x 8,8	16,40	o
50 x 30 x 3,6	4,03	o	90 x 50 x 10,0	18,20	o
50 x 30 x 4,0	4,41	o	90 x 50 x 11,0	19,60	o
50 x 30 x 4,5	4,88	o	90 x 50 x 12,5	21,50	o
50 x 30 x 5,0	5,33	o	100 x 50 x 3,2	7,15	o
50 x 30 x 5,6	5,84	o	100 x 50 x 3,6	7,98	o
50 x 30 x 6,3	6,40	o	100 x 50 x 4,0	8,81	●
50 x 30 x 7,1	7,00	o	100 x 50 x 4,5	9,83	o
60 x 40 x 2,9	4,23	o	100 x 50 x 5,0	10,80	●
60 x 40 x 3,2	4,63	o	100 x 50 x 5,6	12,00	o
60 x 40 x 3,6	5,16	o	100 x 50 x 6,0	13,30	●
60 x 40 x 4,0	5,67	o	100 x 50 x 7,1	14,80	o
60 x 40 x 4,5	6,29	o	100 x 50 x 8,0	16,40	●
60 x 40 x 5,0	6,90	o	100 x 50 x 8,8	17,80	o
60 x 40 x 5,6	7,60	o	100 x 50 x 10,0	19,70	o
60 x 40 x 6,3	8,38	o	100 x 50 x 11,0	21,30	o
60 x 40 x 7,1	9,22	o	100 x 50 x 12,5	23,50	o
60 x 40 x 8,0	10,10	o	100 x 60 x 3,2	7,65	o
70 x 40 x 2,9	4,69	o	100 x 60 x 3,6	8,55	o
70 x 40 x 3,2	5,14	o	100 x 60 x 4,0	9,44	●
70 x 40 x 3,6	5,72	o	100 x 60 x 4,5	10,50	o
70 x 40 x 4,0	6,30	o	100 x 60 x 5,0	11,60	●
70 x 40 x 4,5	7,00	o	100 x 60 x 5,6	12,90	o
70 x 40 x 5,0	7,68	o	100 x 60 x 6,3	14,30	●
70 x 40 x 5,6	8,48	o	100 x 60 x 7,1	15,90	o
70 x 40 x 6,3	9,37	o	100 x 60 x 8,0	17,70	●
70 x 40 x 7,1	10,30	o	100 x 60 x 8,8	19,20	o
70 x 40 x 8,0	11,40	o	100 x 60 x 10,0	21,30	o
80 x 40 x 2,9	5,14	o	100 x 60 x 11,0	23,00	o
80 x 40 x 3,2	5,64	o	100 x 60 x 12,5	25,40	o
80 x 40 x 3,6	6,29	o	110 x 60 x 3,2	8,09	o
80 x 40 x 4,0	6,93	o	110 x 60 x 3,6	9,05	o
80 x 40 x 4,5	7,71	o	110 x 60 x 4,0	9,98	o
80 x 40 x 5,0	8,47	o	110 x 60 x 4,5	11,10	o
80 x 40 x 5,6	9,35	o	110 x 60 x 5,0	12,30	o
80 x 40 x 6,3	10,40	o	110 x 60 x 5,6	13,60	o
80 x 40 x 7,1	11,50	o	110 x 60 x 6,3	15,10	o
80 x 40 x 8,0	12,60	o	110 x 60 x 7,1	16,80	o
90 x 50 x 3,2	6,64	o	110 x 60 x 8,0	18,60	o
90 x 50 x 3,6	7,42	o	110 x 60 x 8,8	20,10	o
90 x 50 x 4,0	8,18	o	110 x 60 x 10,0	22,30	o
90 x 50 x 4,5	9,12	o	110 x 60 x 11,0	24,10	o
90 x 50 x 5,0	10,00	o	110 x 60 x 12,5	26,60	o
90 x 50 x 5,6	11,10	o	120 x 60 x 3,2	8,60	o
90 x 50 x 6,3	12,30	o	120 x 60 x 3,6	9,61	o
90 x 50 x 7,1	13,70	o	120 x 60 x 4,0	10,60	●

❖ Weitere Abmessungen, nächste Seite.

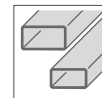
- Lagerprogramm
- o kurzfristig lieferbar

STAHLBAUHOHLPROFILE

Werkstoff S235JRH bis S355J2H

EN 10305-5 / 10219 bzw. EN 10210

Stablänge: ca. 6 m oder ca. 12 m / FIXZUSCHNITTE NACH WUNSCH



Abmessung mm	Gewicht kg/m	Vorrat	Abmessung mm	Gewicht kg/m	Vorrat
120 x 60 x 4,5	11,80	○	150 x 100 x 4,0	14,90	○
120 x 60 x 5,0	13,00	●	150 x 100 x 4,5	16,60	○
120 x 60 x 5,6	14,50	○	150 x 100 x 5,0	18,30	○
120 x 60 x 6,0	16,10	●	150 x 100 x 5,6	20,40	○
120 x 60 x 7,1	17,90	○	150 x 100 x 6,3	22,70	○
120 x 60 x 8,0	19,80	○	150 x 100 x 7,1	25,30	○
120 x 60 x 8,8	21,50	○	150 x 100 x 8,0	28,10	○
120 x 60 x 10,0	23,90	○	150 x 100 x 8,8	30,50	○
120 x 60 x 11,0	25,80	○	150 x 100 x 10,0	34,10	○
120 x 60 x 12,5	28,50	○	150 x 100 x 11,0	36,90	○
120 x 80 x 3,6	10,90	○	150 x 100 x 12,5	41,00	○
120 x 80 x 4,0	12,00	●	160 x 80 x 3,6	12,90	○
120 x 80 x 4,5	13,40	○	160 x 80 x 4,0	14,20	○
120 x 80 x 5,0	14,80	●	160 x 80 x 4,5	15,90	○
120 x 80 x 5,6	16,50	○	160 x 80 x 5,0	17,60	●
120 x 80 x 6,0	18,40	●	160 x 80 x 5,6	19,50	○
120 x 80 x 7,1	20,50	○	160 x 80 x 6,0	21,70	●
120 x 80 x 8,0	22,90	○	160 x 80 x 7,1	24,20	○
120 x 80 x 8,8	24,90	○	160 x 80 x 8,0	26,80	●
120 x 80 x 10,0	27,90	○	160 x 80 x 8,8	29,20	○
120 x 80 x 11,0	30,30	○	160 x 80 x 10,0	32,50	○
120 x 80 x 12,5	33,80	○	160 x 80 x 11,0	35,20	○
140 x 70 x 3,6	11,30	○	160 x 80 x 12,5	39,00	○
140 x 70 x 4,0	12,50	○	160 x 90 x 3,6	13,50	○
140 x 70 x 4,5	14,00	○	160 x 90 x 4,0	14,90	○
140 x 70 x 5,0	15,40	○	160 x 90 x 4,5	16,60	○
140 x 70 x 5,6	17,10	○	160 x 90 x 5,0	18,30	○
140 x 70 x 6,3	19,00	○	160 x 90 x 5,6	20,40	○
140 x 70 x 7,1	21,20	○	160 x 90 x 6,3	22,70	○
140 x 70 x 8,0	23,60	○	160 x 90 x 7,1	25,30	○
140 x 70 x 8,8	25,60	○	160 x 90 x 8,0	28,10	○
140 x 70 x 10,0	28,60	○	160 x 90 x 8,8	30,50	○
140 x 70 x 11,0	31,00	○	160 x 90 x 10,0	34,10	○
140 x 70 x 12,5	34,40	○	160 x 90 x 11,0	36,90	○
140 x 80 x 3,6	11,90	○	160 x 90 x 12,5	41,00	○
140 x 80 x 4,0	13,10	○	180 x 100 x 4,5	18,70	○
140 x 80 x 4,5	14,70	○	180 x 100 x 5,0	20,70	○
140 x 80 x 5,0	16,20	●	180 x 100 x 5,6	23,00	○
140 x 80 x 5,6	18,00	○	180 x 100 x 6,0	25,60	●
140 x 80 x 6,0	20,00	●	180 x 100 x 7,1	28,60	○
140 x 80 x 7,1	22,30	○	180 x 100 x 8,0	31,90	○
140 x 80 x 8,0	24,80	●	180 x 100 x 8,8	34,70	○
140 x 80 x 8,8	27,00	○	180 x 100 x 10,0	38,80	○
140 x 80 x 10,0	30,20	○	180 x 100 x 11,0	42,10	○
140 x 80 x 11,0	32,70	○	180 x 100 x 12,5	46,90	○
140 x 80 x 12,5	36,40	○	180 x 100 x 14,2	52,00	○
150 x 100 x 3,6	13,50	○	180 x 100 x 16,0	57,10	○

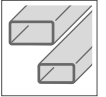
- Lagerprogramm
- kurzfristig lieferbar

STAHLBAUHOHLPROFILE

Werkstoff S235JRH bis S355J2H

EN 10305-5 / 10219 bzw. EN 10210

Stablänge: ca. 6 m oder ca. 12 m / FIXZUSCHNITTE NACH WUNSCH



Abmessung mm	Gewicht kg/m	Vorrat	Abmessung mm	Gewicht kg/m	Vorrat
200 x 100 x 5,6	24,80	o	260 x 180 x 6,3	41,50	o
200 x 100 x 6,3	27,60	o	260 x 180 x 7,1	46,40	o
200 x 100 x 7,1	30,80	o	260 x 180 x 8,0	52,00	o
200 x 100 x 8,0	34,40	o	260 x 180 x 8,8	56,80	o
200 x 100 x 8,8	37,50	o	260 x 180 x 10,0	63,90	o
200 x 100 x 10,0	41,90	o	260 x 180 x 11,0	69,70	o
200 x 100 x 11,0	45,60	o	260 x 180 x 12,5	78,30	o
200 x 100 x 12,5	50,80	o	260 x 180 x 14,2	87,70	o
200 x 100 x 14,2	56,50	o	260 x 180 x 16,0	97,30	o
200 x 100 x 16,0	62,10	o	300 x 100 x 5,0	30,10	o
200 x 120 x 5,6	26,50	o	300 x 100 x 6,0	35,68	o
200 x 120 x 6,3	29,60	o	300 x 100 x 8,0	46,68	o
200 x 120 x 7,1	35,30	o	300 x 100 x 10,0	57,23	o
200 x 120 x 8,0	39,40	o	300 x 100 x 12,0	67,35	o
200 x 120 x 8,8	43,00	o	300 x 200 x 5,0	37,80	o
200 x 120 x 10,0	48,20	o	300 x 200 x 6,0	45,00	o
200 x 120 x 11,0	52,50	o	300 x 200 x 7,1	53,10	o
200 x 120 x 12,5	58,70	o	300 x 200 x 8,0	59,24	o
200 x 120 x 14,2	65,40	o	300 x 200 x 8,8	65,10	o
200 x 120 x 16,0	72,20	o	300 x 200 x 10,0	72,93	o
220 x 120 x 6,3	31,60	o	300 x 200 x 11,0	80,10	o
220 x 120 x 7,1	35,30	o	300 x 200 x 12,5	90,10	o
220 x 120 x 8,0	39,40	o	300 x 200 x 14,0	98,99	o
220 x 120 x 8,8	43,00	o	300 x 200 x 14,2	101,00	o
220 x 120 x 10,0	48,20	o	300 x 200 x 16,0	112,00	o
220 x 120 x 11,0	52,50	o	400 x 200 x 8,0	71,80	o
220 x 120 x 12,5	58,70	o	400 x 200 x 10,0	88,63	o
220 x 120 x 14,2	65,40	o	400 x 200 x 12,0	105,02	o
220 x 120 x 16,0	72,20	o	400 x 200 x 12,5	112,20	o
250 x 150 x 6,3	37,50	o	400 x 200 x 14,0	120,97	o
250 x 150 x 7,1	42,00	o	400 x 200 x 16,0	142,00	o
250 x 150 x 8,0	46,90	o	400 x 300 x 8,0	84,36	o
250 x 150 x 8,8	51,30	o	400 x 300 x 10,0	104,33	o
250 x 150 x 10,0	57,60	o	400 x 300 x 12,0	123,87	o
250 x 150 x 11,0	62,80	o	400 x 300 x 14,0	142,95	o
250 x 150 x 12,5	70,40	o	450 x 250 x 8,0	84,36	o
250 x 150 x 14,2	78,80	o	450 x 250 x 10,0	106,00	o
250 x 150 x 16,0	87,80	o	450 x 250 x 12,0	123,87	o
260 x 140 x 6,3	37,50	o	450 x 250 x 12,5	132,00	o
260 x 140 x 7,1	42,00	o	450 x 250 x 14,0	142,95	o
260 x 140 x 8,0	46,90	o	450 x 250 x 16,0	167,00	o
260 x 140 x 8,8	51,30	o	500 x 300 x 8,0	96,92	o
260 x 140 x 10,0	57,60	o	500 x 300 x 10,0	122,00	o
260 x 140 x 11,0	62,80	o	500 x 300 x 12,0	142,71	o
260 x 140 x 12,5	70,40	o	500 x 300 x 12,5	152,00	o
260 x 140 x 14,2	78,80	o	500 x 300 x 16,0	192,00	o
260 x 140 x 16,0	87,30	o			

❖ Weitere Abmessungen, nächste Seite.

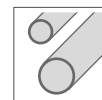
- Lagerprogramm
- kurzfristig lieferbar

GESCHWEISSTE RUNDROHRE SCHWARZ (GEWINDEROHRE)

Werkstoff S195T

EN 10255 / ohne Gewinde und Muffen

Stablänge: ca. 6 m / FIXZUSCHNITTE NACH WUNSCH



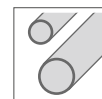
DN	Zoll	Abmessung mm	Gewicht kg/m	Vorrat
6	1/8	10,2 × 2,00	0,407	○
8	1/4	13,5 × 2,35	0,650	○
10	3/8	17,2 × 2,35	0,852	●
15	1/2	21,3 × 2,65	1,220	●
20	3/4	26,9 × 2,65	1,580	●
25	1	33,7 × 3,25	2,440	●
32	1 1/4	42,4 × 3,25	3,140	●
40	1 1/2	48,3 × 3,25	3,610	●
50	2	60,3 × 3,65	5,100	●
65	2 1/2	76,1 × 3,65	6,510	●
80	3	88,9 × 4,05	8,470	●
100	4	114,3 × 4,50	12,100	○
125	5	139,7 × 4,85	16,200	○
150	6	165,1 × 4,85	19,200	○

GESCHWEISSTE RUNDROHRE VERZINKT (GEWINDEROHRE)

Werkstoff S195T

EN 10255 / ohne Gewinde und Muffen

Stablänge: ca. 6 m / FIXZUSCHNITTE NACH WUNSCH



DN	Zoll	Abmessung mm	Gewicht kg/m	Vorrat
8	1/4	13,5 × 2,35	0,679	○
10	3/8	17,2 × 2,35	0,890	○
15	1/2	21,3 × 2,65	1,270	●
20	3/4	26,9 × 2,65	1,650	●
25	1	33,7 × 3,25	2,550	●
32	1 1/4	42,4 × 3,25	3,280	●
40	1 1/2	48,3 × 3,25	3,770	●
50	2	60,3 × 3,65	5,330	●
65	2 1/2	76,1 × 3,65	6,800	○
80	3	88,9 × 4,05	8,850	○
100	4	114,3 × 4,50	12,600	○
125	5	139,7 × 4,85	16,800	○
150	6	165,1 × 4,85	20,000	○

- Lagerprogramm
- kurzfristig lieferbar


Weitere Abmessungen und Ausführungen auf Anfrage.

GESCHWEISSTE GELÄNDERROHRE SCHWARZ

Werkstoff S235JRH

EN 10305-3 bzw. EN 10219 (Anlehnung an DIN 1615)

Stablänge: ca. 6 m / FIXZUSCHNITTE NACH WUNSCH



Abmessung Zoll	Abmessung mm	Gewicht kg/m	Vorrat
1/2	21,3 × 1,75	0,852	●
3/4	26,9 × 1,75	1,090	●
1	33,7 × 2,00	1,570	●
1 1/4	42,4 × 2,00	2,010	●
1 1/2	48,3 × 2,00	2,300	●
2	60,3 × 2,00	2,900	●

GESCHWEISSTE KONSTRUKTIONSRÖHRE SCHWARZ

Werkstoff S235JRH

EN 10305-3 bzw. EN 10219 (Anlehnung an DIN 1615)

Stablänge: ca. 6 m / FIXZUSCHNITTE NACH WUNSCH



Abmessung Zoll	Abmessung mm	Gewicht kg/m	Vorrat
1/2	21,3 × 2,00	0,962	●
3/4	26,9 × 2,00	1,240	●
1	33,7 × 2,50	1,940	●
1 1/4	42,4 × 2,50	2,476	●
1 1/2	48,3 × 2,50	2,842	●
2	60,3 × 2,50	3,590	●

- Lagerprogramm
- kurzfristig lieferbar

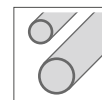
Weitere Abmessungen und Ausführungen (VERZINKT) auf Anfrage.

GESCHWEISSTE RUNDROHRE SCHWARZ

Werkstoff S235JRH

EN 10305-3 bzw. EN 10219 (Anlehnung an DIN 1615)

Stablänge: ca. 6 m oder ca. 12 m / FIXZUSCHNITTE NACH WUNSCH



Abmessung mm	Gewicht kg/m	Vorrat
33,7 × 2,6	1,99	○
33,7 × 3,2	2,44	○
33,7 × 4,0	2,93	○
38,0 × 2,0	1,78	○
38,0 × 2,6	2,27	○
38,0 × 3,2	2,75	○
42,4 × 5,0	4,61	○
44,5 × 3,6	3,63	○
48,3 × 5,0	5,34	○
48,3 × 6,3	6,53	○
51,0 × 2,6	3,10	○
57,0 × 2,9	3,87	○
60,3 × 2,9	4,11	●
60,3 × 5,0	6,82	○
60,3 × 6,3	8,39	○
60,3 × 8,0	10,30	○
63,5 × 2,9	4,33	○
70,0 × 2,9	4,80	●
70,0 × 4,0	6,51	●
70,0 × 5,0	8,01	○
70,0 × 6,3	9,90	○
76,1 × 2,9	5,24	●
76,1 × 4,0	7,11	●
76,1 × 5,0	8,77	○
76,1 × 6,3	10,80	●
76,1 × 8,0	13,40	○
82,5 × 2,6	5,12	○

Abmessung mm	Gewicht kg/m	Vorrat
82,5 × 3,2	6,26	○
82,5 × 5,0	9,56	○
88,9 × 2,9	6,15	●
88,9 × 3,2	6,76	●
88,9 × 4,0	8,38	○
88,9 × 5,0	10,30	○
88,9 × 6,3	12,80	○
88,9 × 8,0	16,00	○
88,9 × 10,0	19,50	○
101,6 × 2,0	4,91	○
101,6 × 2,9	7,06	●
101,6 × 3,2	7,82	○
101,6 × 3,6	8,70	○
101,6 × 4,0	9,63	○
101,6 × 4,5	10,80	●
101,6 × 5,0	11,90	○
101,6 × 6,3	14,80	○
101,6 × 8,0	18,50	○
101,6 × 10,0	22,60	○
108,0 × 2,9	7,52	○
108,0 × 3,6	9,27	○
108,0 × 4,5	11,50	●
108,0 × 5,0	12,70	○
108,0 × 6,3	15,80	○
114,3 × 3,2	8,77	○
114,3 × 3,6	9,83	○
114,3 × 5,0	13,50	○

- Lagerprogramm
- kurzfristig lieferbar

Weitere Werkstoffe und Ausführungen (VERZINKT) auf Anfrage.

GESCHWEISSTE RUNDROHRE SCHWARZ

Werkstoff S235JRH

EN 10305-3 bzw. EN 10219 (Anlehnung an DIN 1615)

Stablänge: ca. 6 m oder ca. 12 m / FIXZUSCHNITTE NACH WUNSCH



Abmessung mm	Gewicht kg/m	Vorrat
114,3 x 6,3	16,80	●
114,3 x 8,0	21,00	○
114,3 x 10,0	25,70	○
121,0 x 2,9	8,45	○
121,0 x 4,0	11,50	○
121,0 x 5,0	14,30	○
121,0 x 6,3	17,80	○
121,0 x 8,0	22,30	○
127,0 x 4,0	12,10	●
127,0 x 5,0	15,00	○
127,0 x 6,3	18,80	○
133,0 x 2,9	9,30	○
133,0 x 4,0	12,70	●
133,0 x 5,0	15,80	○
133,0 x 6,3	19,70	●
133,0 x 8,0	24,70	○
139,7 x 4,0	13,40	●
139,7 x 5,0	16,60	○
139,7 x 6,3	20,70	●
139,7 x 8,0	26,00	○
139,7 x 10,0	32,00	○
152,4 x 4,5	16,40	●
152,4 x 6,3	22,70	●
159,0 x 2,9	11,20	○
159,0 x 4,5	17,10	●
159,0 x 6,3	23,70	●
159,0 x 8,0	29,80	○

Abmessung mm	Gewicht kg/m	Vorrat
159,0 x 10,0	36,70	○
168,3 x 4,5	18,20	●
168,3 x 6,3	25,20	●
168,3 x 8,0	31,60	○
168,3 x 10,0	39,00	○
177,8 x 4,5	19,20	○
177,8 x 6,3	26,60	○
177,8 x 8,0	33,50	○
193,7 x 3,2	15,00	○
193,7 x 4,5	21,00	●
193,7 x 6,3	29,10	●
193,7 x 8,0	36,60	○
193,7 x 10,0	45,30	○
219,1 x 4,5	23,80	○
219,1 x 6,3	33,10	○
219,1 x 8,0	41,60	○
219,1 x 10,0	51,60	○
244,5 x 6,3	37,00	○
273,0 x 5,0	33,00	○
273,0 x 6,3	41,40	○
273,0 x 8,0	52,30	○
323,9 x 5,6	44,00	○
323,9 x 6,3	49,30	○
323,9 x 8,0	62,30	○
406,4 x 6,3	62,20	○

- Lagerprogramm
- kurzfristig lieferbar

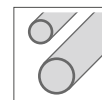
Weitere Werkstoffe und Ausführungen (VERZINKT) auf Anfrage.

NAHTLOSE NORMALWANDIGE RUNDROHRE SCHWARZ

Werkstoff S235JRH / E235+AR oder S355J2H / E355+AR

EN 10210 / EN 10216-1

Stablänge: ca. 6-7 m / FIXZUSCHNITTE NACH WUNSCH



Abmessung mm	Gewicht kg/m	Vorrat	Abmessung mm	Gewicht kg/m	Vorrat
10,2 x 1,6	0,33	o	165,1 x 4,5	17,80	o
13,5 x 1,8	0,51	o	168,3 x 4,5	18,20	o
16,0 x 1,8	0,63	o	171,0 x 5,0	20,50	o
17,2 x 1,8	0,68	o	177,8 x 5,0	21,30	o
19,0 x 2,0	0,83	o	191,0 x 5,6	25,60	o
20,0 x 2,0	0,88	o	193,7 x 5,6	26,00	o
21,3 x 2,0	0,95	o	203,0 x 5,6	27,30	o
25,0 x 2,0	1,13	o	216,0 x 6,3	32,60	o
26,9 x 2,3	1,40	o	219,1 x 6,3	33,10	o
30,0 x 2,6	1,76	●	229,0 x 6,3	34,60	o
31,8 x 2,6	1,87	o	241,0 x 6,3	36,50	o
33,7 x 2,6	1,99	●	244,5 x 6,3	37,00	o
35,0 x 2,6	2,08	o	254,0 x 6,3	38,50	o
38,0 x 2,6	2,27	●	267,0 x 6,3	40,50	o
42,4 x 2,6	2,55	●	273,0 x 6,3	41,40	o
44,5 x 2,6	2,69	●	279,0 x 7,1	47,60	o
48,3 x 2,6	2,93	●	292,0 x 7,1	49,90	o
51,0 x 2,6	3,10	●	298,5 x 7,1	51,00	o
54,0 x 2,6	3,30	●	305,0 x 7,1	52,20	o
57,0 x 2,9	3,87	●	318,0 x 7,5	57,40	o
60,3 x 2,9	4,11	●	323,9 x 7,1	55,50	o
63,5 x 2,9	4,33	o	343,0 x 8,0	66,10	o
70,0 x 2,9	4,80	●	355,6 x 8,0	68,60	o
73,0 x 2,9	5,01	o	368,0 x 8,0	71,00	o
76,1 x 2,9	5,24	●	394,0 x 8,8	83,60	o
82,5 x 3,2	6,26	●	406,4 x 8,8	86,30	o
88,9 x 3,2	6,76	●	419,0 x 10,0	101,00	o
95,0 x 3,6	8,11	o	445,0 x 10,0	107,00	o
101,6 x 3,6	8,70	●	457,0 x 10,0	110,00	o
108,0 x 3,6	9,27	●	470,0 x 11,0	125,00	o
114,3 x 3,6	9,83	●	495,0 x 11,0	131,00	o
121,0 x 4,0	11,50	o	508,0 x 11,0	135,00	o
127,0 x 4,0	12,10	o	521,0 x 11,5	144,00	o
133,0 x 4,0	12,70	●	546,0 x 12,5	164,00	o
139,7 x 4,0	13,40	o	559,0 x 12,5	168,00	o
146,0 x 4,5	15,70	o	572,0 x 12,5	172,00	o
152,4 x 4,5	16,40	o	610,0 x 12,5	184,00	o
159,0 x 4,5	17,10	o			

- Lagerprogramm
- o kurzfristig lieferbar

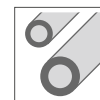
Weitere Werkstoffe und Ausführungen (VERZINKT) auf Anfrage.

NAHTLOSE DICKWANDIGE RUNDROHRE SCHWARZ

Werkstoff S235JRH / E235+AR oder S355J2H / E355+AR

EN 10210 / EN 10216-1

Stablänge: ca. 6-7 m / FIXZUSCHNITTE NACH WUNSCH



Abmessung mm	Gewicht kg/m	Abmessung mm	Gewicht kg/m	Abmessung mm	Gewicht kg/m
10,2 x 1,8	0,373	25,0 x 2,6	1,440	33,7 x 8,8	5,400
10,2 x 2,0	0,404	25,0 x 2,9	1,580	33,7 x 10,0	5,840
10,2 x 2,3	0,448	25,0 x 3,2	1,720	35,0 x 2,9	2,300
10,2 x 2,6	0,487	25,0 x 3,6	1,900	35,0 x 3,2	2,510
13,5 x 2,0	0,567	25,0 x 4,0	2,070	35,0 x 3,6	2,790
13,5 x 2,3	0,635	25,0 x 4,5	2,280	35,0 x 4,0	3,060
13,5 x 2,6	0,699	25,0 x 5,0	2,470	35,0 x 4,5	3,380
13,5 x 2,9	0,758	25,0 x 5,6	2,680	35,0 x 5,0	3,700
13,5 x 3,2	0,813	25,0 x 6,3	2,910	35,0 x 5,6	4,060
13,5 x 3,6	0,879	26,9 x 2,6	1,560	35,0 x 6,3	4,460
16,0 x 2,0	0,691	26,9 x 2,9	1,720	35,0 x 7,1	4,890
16,0 x 2,3	0,777	26,9 x 3,2	1,870	35,0 x 8,0	5,330
16,0 x 2,6	0,859	26,9 x 3,6	2,070	35,0 x 8,8	5,690
16,0 x 2,9	0,937	26,9 x 4,0	2,260	38,0 x 2,9	2,510
16,0 x 3,2	1,010	26,9 x 4,5	2,490	38,0 x 3,2	2,750
16,0 x 3,6	1,100	26,9 x 5,0	2,700	38,0 x 3,6	3,050
16,0 x 4,0	1,180	26,9 x 5,6	2,940	38,0 x 4,0	3,350
17,2 x 2,0	0,750	26,9 x 6,3	3,200	38,0 x 4,5	3,720
17,2 x 2,3	0,845	26,9 x 7,1	3,470	38,0 x 5,0	4,070
17,2 x 2,6	0,936	30,0 x 2,9	1,940	38,0 x 5,6	4,470
17,2 x 2,9	1,020	30,0 x 3,2	2,110	38,0 x 6,3	4,930
17,2 x 3,2	1,100	30,0 x 3,6	2,340	38,0 x 7,1	5,410
17,2 x 3,6	1,210	30,0 x 4,0	2,560	38,0 x 8,0	5,920
17,2 x 4,0	1,300	30,0 x 4,5	2,830	38,0 x 8,8	6,340
17,2 x 4,5	1,410	30,0 x 5,0	3,080	38,0 x 10,0	6,910
19,0 x 2,3	0,947	30,0 x 5,6	3,370	38,0 x 11,0	7,320
19,0 x 2,6	1,050	30,0 x 6,3	3,680	42,4 x 2,9	2,820
19,0 x 2,9	1,150	30,0 x 7,1	4,010	42,4 x 3,2	3,090
19,0 x 3,2	1,250	30,0 x 8,0	4,340	42,4 x 3,6	3,440
19,0 x 3,6	1,370	30,0 x 8,8	4,600	42,4 x 4,0	3,790
19,0 x 4,0	1,480	31,8 x 2,9	2,070	42,4 x 4,5	4,210
19,0 x 4,5	1,610	31,8 x 3,2	2,260	42,4 x 5,0	4,610
19,0 x 5,0	1,730	31,8 x 3,6	2,500	42,4 x 5,6	5,080
20,0 x 2,3	1,000	31,8 x 4,0	2,740	42,4 x 6,3	5,610
20,0 x 2,6	1,120	31,8 x 4,5	3,030	42,4 x 7,1	6,180
20,0 x 2,9	1,220	31,8 x 5,0	3,300	42,4 x 8,0	6,790
20,0 x 3,2	1,330	31,8 x 5,6	3,620	42,4 x 8,8	7,290
20,0 x 3,6	1,460	31,8 x 6,3	3,960	42,4 x 10,0	7,990
20,0 x 4,0	1,580	31,8 x 7,1	4,320	42,4 x 11,0	8,520
20,0 x 4,5	1,720	31,8 x 8,0	4,700	44,5 x 2,9	2,980
20,0 x 5,0	1,850	31,8 x 8,8	4,990	44,5 x 3,2	3,260
21,3 x 2,3	1,080	33,7 x 2,9	2,200	44,5 x 3,6	3,630
21,3 x 2,6	1,200	33,7 x 3,2	2,410	44,5 x 4,0	4,000
21,3 x 2,9	1,320	33,7 x 3,6	2,670	44,5 x 4,5	4,440
21,3 x 3,2	1,430	33,7 x 4,0	2,930	44,5 x 5,0	4,870
21,3 x 3,6	1,570	33,7 x 4,5	3,240	44,5 x 5,6	5,370
21,3 x 4,0	1,710	33,7 x 5,0	3,540	44,5 x 6,3	5,940
21,3 x 4,5	1,860	33,7 x 5,6	3,880	44,5 x 7,1	6,550
21,3 x 5,0	2,010	33,7 x 6,3	4,260	44,5 x 8,0	7,200
21,3 x 5,6	2,170	33,7 x 7,1	4,660	44,5 x 8,8	7,750
25,0 x 2,3	1,290	33,7 x 8,0	5,070	44,5 x 10,0	8,510

❖ Weitere Abmessungen, nächste Seite.

Alle Abmessungen kurzfristig lieferbar.

NAHTLOSE DICKWANDIGE RUNDROHRE SCHWARZ

Werkstoff S235JRH / E235+AR oder S355J2H / E355+AR

EN 10210 / EN 10216-1

Stablänge: ca. 6-7 m / FIXZUSCHNITTE NACH WUNSCH



Abmessung mm	Gewicht kg/m	Abmessung mm	Gewicht kg/m	Abmessung mm	Gewicht kg/m
44,5 x 11,0	9,090	57,0 x 5,6	7,100	70,0 x 8,8	13,300
44,5 x 12,5	9,860	57,0 x 6,3	7,880	70,0 x 10,0	14,800
48,3 x 2,9	3,250	57,0 x 7,1	8,740	70,0 x 11,0	16,000
48,3 x 3,2	3,560	57,0 x 8,0	9,670	70,0 x 12,5	17,700
48,3 x 3,6	3,970	57,0 x 8,8	10,500	70,0 x 14,2	19,500
48,3 x 4,0	4,370	57,0 x 10,0	11,600	70,0 x 16,0	21,300
48,3 x 4,5	4,860	57,0 x 11,0	12,500	70,0 x 17,5	22,700
48,3 x 5,0	5,340	57,0 x 12,5	13,700	70,0 x 20,0	24,700
48,3 x 5,6	5,900	57,0 x 14,2	15,000	73,0 x 3,2	5,510
48,3 x 6,3	6,530	57,0 x 16,0	16,200	73,0 x 3,6	6,160
48,3 x 7,1	7,210	60,3 x 3,2	4,510	73,0 x 4,0	6,810
48,3 x 8,0	7,950	60,3 x 3,6	5,030	73,0 x 4,5	7,600
48,3 x 8,8	8,570	60,3 x 4,0	5,550	73,0 x 5,0	8,380
48,3 x 10,0	9,450	60,3 x 4,5	6,190	73,0 x 5,6	9,310
48,3 x 11,0	10,100	60,3 x 5,0	6,820	73,0 x 6,3	10,400
48,3 x 12,5	11,000	60,3 x 5,6	7,550	73,0 x 7,1	11,500
51,0 x 2,9	3,440	60,3 x 6,3	8,390	73,0 x 8,0	12,800
51,0 x 3,2	3,770	60,3 x 7,1	9,320	73,0 x 8,8	13,900
51,0 x 3,6	4,210	60,3 x 8,0	10,300	73,0 x 10,0	15,500
51,0 x 4,0	4,640	60,3 x 8,8	11,200	73,0 x 11,0	16,800
51,0 x 4,5	5,160	60,3 x 10,0	12,400	73,0 x 12,5	18,700
51,0 x 5,0	5,670	60,3 x 11,0	13,400	73,0 x 14,2	20,600
51,0 x 5,6	6,270	60,3 x 12,5	14,700	73,0 x 16,0	22,500
51,0 x 6,3	6,940	60,3 x 14,2	16,100	73,0 x 17,5	24,000
51,0 x 7,1	7,690	60,3 x 16,0	17,500	73,0 x 20,0	26,100
51,0 x 8,0	8,480	60,3 x 17,5	18,500	76,1 x 3,2	5,750
51,0 x 8,8	9,160	63,5 x 3,2	4,760	76,1 x 3,6	6,440
51,0 x 10,0	10,100	63,5 x 3,6	5,320	76,1 x 4,0	7,110
51,0 x 11,0	10,900	63,5 x 4,0	5,870	76,1 x 4,5	7,950
51,0 x 12,5	11,900	63,5 x 4,5	6,550	76,1 x 5,0	8,770
51,0 x 14,2	12,900	63,5 x 5,0	7,210	76,1 x 5,6	9,740
54,0 x 2,9	3,650	63,5 x 5,6	8,000	76,1 x 6,3	10,800
54,0 x 3,2	4,010	63,5 x 6,3	8,890	76,1 x 7,1	12,100
54,0 x 3,6	4,470	63,5 x 7,1	9,880	76,1 x 8,0	13,400
54,0 x 4,0	4,930	63,5 x 8,0	10,900	76,1 x 8,8	14,600
54,0 x 4,5	5,490	63,5 x 8,8	11,900	76,1 x 10,0	16,300
54,0 x 5,0	6,040	63,5 x 10,0	13,200	76,1 x 11,0	17,700
54,0 x 5,6	6,680	63,5 x 11,0	14,200	76,1 x 12,5	19,600
54,0 x 6,3	7,410	63,5 x 12,5	15,700	76,1 x 14,2	21,700
54,0 x 7,1	8,210	63,5 x 14,2	17,300	76,1 x 16,0	23,700
54,0 x 8,0	9,080	63,5 x 16,0	18,700	76,1 x 17,5	25,300
54,0 x 8,8	9,810	63,5 x 17,5	19,900	76,1 x 20,0	27,700
54,0 x 10,0	10,900	70,0 x 3,2	5,270	82,5 x 3,6	7,000
54,0 x 11,0	11,700	70,0 x 3,6	5,900	82,5 x 4,0	7,740
54,0 x 12,5	12,800	70,0 x 4,0	6,510	82,5 x 4,5	8,660
54,0 x 14,2	13,900	70,0 x 4,5	7,270	82,5 x 5,0	9,560
57,0 x 3,2	4,250	70,0 x 5,0	8,010	82,5 x 5,6	10,600
57,0 x 3,6	4,740	70,0 x 5,6	8,890	82,5 x 6,3	11,800
57,0 x 4,0	5,230	70,0 x 6,3	9,900	82,5 x 7,1	13,200
57,0 x 4,5	5,830	70,0 x 7,1	11,000	82,5 x 8,0	14,700
57,0 x 5,0	6,410	70,0 x 8,0	12,200	82,5 x 8,8	16,000

Alle Abmessungen kurzfristig lieferbar.

NAHTLOSE DICKWANDIGE RUNDROHRE SCHWARZ

Werkstoff S235JRH / E235+AR oder S355J2H / E355+AR

EN 10210 / EN 10216-1

Stablänge: ca. 6-7 m / FIXZUSCHNITTE NACH WUNSCH



Abmessung mm	Gewicht kg/m	Abmessung mm	Gewicht kg/m	Abmessung mm	Gewicht kg/m
82,5 x 10,0	17,900	101,6 x 8,8	20,100	114,3 x 30,0	62,400
82,5 x 11,0	19,400	101,6 x 10,0	22,600	114,3 x 32,0	64,900
82,5 x 12,5	21,600	101,6 x 11,0	24,600	114,3 x 36,0	69,500
82,5 x 14,2	23,900	101,6 x 12,5	27,500	121,0 x 4,5	12,900
82,5 x 16,0	26,200	101,6 x 14,2	30,600	121,0 x 5,0	14,300
82,5 x 17,5	28,100	101,6 x 16,0	33,800	121,0 x 5,6	15,900
82,5 x 20,0	30,800	101,6 x 17,5	36,300	121,0 x 6,3	17,800
82,5 x 22,2	33,000	101,6 x 20,0	40,200	121,0 x 7,1	19,900
82,5 x 25,0	35,500	101,6 x 22,5	43,500	121,0 x 8,0	22,300
88,9 x 3,6	7,570	101,6 x 25,0	47,200	121,0 x 8,8	24,300
88,9 x 4,0	8,380	101,6 x 28,0	50,800	121,0 x 10,0	27,400
88,9 x 5,0	10,300	101,6 x 30,0	53,000	121,0 x 11,0	29,800
88,9 x 5,6	11,500	101,6 x 32,0	54,900	121,0 x 12,5	33,400
88,9 x 6,3	12,800	108,0 x 4,0	10,300	121,0 x 14,2	37,400
88,9 x 7,1	14,300	108,0 x 4,5	11,500	121,0 x 16,0	41,400
88,9 x 8,0	16,000	108,0 x 5,0	12,700	121,0 x 17,5	44,700
88,9 x 8,8	17,400	108,0 x 5,6	14,100	121,0 x 20,0	49,800
88,9 x 10,0	19,500	108,0 x 6,3	15,800	121,0 x 22,2	54,100
88,9 x 11,0	21,100	108,0 x 7,1	17,700	121,0 x 25,0	59,200
88,9 x 12,5	23,600	108,0 x 8,0	19,700	121,0 x 28,0	64,200
88,9 x 14,2	26,200	108,0 x 8,8	21,500	121,0 x 30,0	67,300
88,9 x 16,0	28,800	108,0 x 10,0	24,200	121,0 x 32,0	70,200
88,9 x 17,5	30,800	108,0 x 11,0	26,300	121,0 x 36,0	75,500
88,9 x 20,0	34,000	108,0 x 12,5	29,400	127,0 x 4,5	13,600
88,9 x 22,2	36,500	108,0 x 14,2	32,800	127,0 x 5,0	15,000
88,9 x 25,0	39,400	108,0 x 16,0	36,300	127,0 x 5,6	16,800
95,0 x 4,0	8,980	108,0 x 17,5	39,100	127,0 x 6,3	18,800
95,0 x 4,5	10,000	108,0 x 20,0	43,400	127,0 x 7,1	21,000
95,0 x 5,0	11,100	108,0 x 22,2	47,000	127,0 x 8,0	23,500
95,0 x 5,6	12,300	108,0 x 25,0	51,200	127,0 x 8,8	25,700
95,0 x 6,3	13,800	108,0 x 28,0	55,200	127,0 x 10,0	28,900
95,0 x 7,1	15,400	108,0 x 30,0	57,700	127,0 x 11,0	31,500
95,0 x 8,0	17,200	108,0 x 32,0	60,000	127,0 x 12,5	35,300
95,0 x 8,8	18,700	114,3 x 4,0	10,900	127,0 x 14,2	39,500
95,0 x 10,0	21,000	114,3 x 4,5	12,200	127,0 x 16,0	43,800
95,0 x 11,0	22,800	114,3 x 5,0	13,500	127,0 x 17,5	47,300
95,0 x 12,5	25,400	114,3 x 5,6	15,000	127,0 x 20,0	52,800
95,0 x 14,2	28,300	114,3 x 6,3	16,800	127,0 x 22,2	57,400
95,0 x 16,0	31,200	114,3 x 7,1	18,800	127,0 x 25,0	62,900
95,0 x 17,5	33,400	114,3 x 8,0	21,000	127,0 x 28,0	68,400
95,0 x 20,0	37,000	114,3 x 8,8	22,900	127,0 x 30,0	71,800
95,0 x 22,2	39,900	114,3 x 10,0	25,700	127,0 x 32,0	75,000
95,0 x 25,0	43,200	114,3 x 11,0	28,000	127,0 x 36,0	80,800
95,0 x 28,0	46,300	114,3 x 12,5	31,400	127,0 x 40,0	85,800
101,6 x 4,0	9,630	114,3 x 14,2	35,100	133,0 x 4,5	14,300
101,6 x 4,5	10,800	114,3 x 16,0	38,800	133,0 x 5,0	15,800
101,6 x 5,0	11,900	114,3 x 17,5	41,800	133,0 x 5,6	17,600
101,6 x 5,6	13,300	114,3 x 20,0	46,500	133,0 x 6,3	19,700
101,6 x 6,3	14,800	114,3 x 22,5	50,400	133,0 x 7,1	22,000
101,6 x 7,1	16,500	114,3 x 25,0	55,100	133,0 x 8,0	24,700
101,6 x 8,0	18,500	114,3 x 28,0	59,600	133,0 x 8,8	27,000

❖ Weitere Abmessungen, nächste Seite.

Alle Abmessungen kurzfristig lieferbar.

NAHTLOSE DICKWANDIGE RUNDROHRE SCHWARZ

Werkstoff S235JRH / E235+AR oder S355J2H / E355+AR

EN 10210 / EN 10216-1

Stablänge: ca. 6-7 m / FIXZUSCHNITTE NACH WUNSCH



Abmessung mm	Gewicht kg/m	Abmessung mm	Gewicht kg/m	Abmessung mm	Gewicht kg/m
133,0 x 10,0	30,3	146,0 x 30,0	85,8	165,1 x 8,8	33,9
133,0 x 11,0	33,1	146,0 x 32,0	90,0	165,1 x 10,0	38,2
133,0 x 12,5	37,1	146,0 x 36,0	97,7	165,1 x 11,0	41,8
133,0 x 14,2	41,6	152,4 x 5,0	18,2	165,1 x 12,5	47,0
133,0 x 16,0	46,2	152,4 x 5,6	20,3	165,1 x 14,2	52,8
133,0 x 17,5	49,8	152,4 x 6,3	22,7	165,1 x 16,0	58,8
133,0 x 20,0	55,7	152,4 x 7,1	25,4	165,1 x 17,5	63,7
133,0 x 22,2	60,7	152,4 x 8,0	28,5	165,1 x 20,0	71,6
133,0 x 25,0	66,6	152,4 x 8,8	31,2	165,1 x 22,2	78,2
133,0 x 28,0	72,5	152,4 x 10,0	35,1	165,1 x 25,0	86,4
133,0 x 30,0	76,2	152,4 x 11,0	38,4	165,1 x 28,0	94,7
133,0 x 32,0	79,7	152,4 x 12,5	43,1	165,1 x 30,0	100,0
133,0 x 36,0	86,1	152,4 x 14,2	48,4	165,1 x 32,0	105,0
133,0 x 40,0	91,7	152,4 x 16,0	53,8	165,1 x 36,0	115,0
139,7 x 4,5	15,0	152,4 x 17,5	58,2	165,1 x 40,0	123,0
139,7 x 5,0	16,6	152,4 x 20,0	65,3	165,1 x 45,0	133,0
139,7 x 5,6	18,5	152,4 x 22,2	71,3	165,1 x 50,0	142,0
139,7 x 6,3	20,7	152,4 x 25,0	78,5	168,3 x 5,0	20,1
139,7 x 7,1	23,2	152,4 x 28,0	85,9	168,3 x 5,6	22,5
139,7 x 8,0	26,0	152,4 x 30,0	90,6	168,3 x 6,3	25,2
139,7 x 8,8	28,4	152,4 x 32,0	95,0	168,3 x 7,1	28,2
139,7 x 10,0	32,0	152,4 x 36,0	103,0	168,3 x 8,0	31,6
139,7 x 11,0	34,9	152,4 x 40,0	111,0	168,3 x 8,8	34,6
139,7 x 12,5	39,2	152,4 x 45,0	119,0	168,3 x 10,0	39,0
139,7 x 14,2	43,9	159,0 x 5,0	19,0	168,3 x 11,0	42,7
139,7 x 16,0	48,8	159,0 x 5,6	21,2	168,3 x 12,5	48,0
139,7 x 17,5	52,7	159,0 x 6,3	23,7	168,3 x 14,2	54,0
139,7 x 20,0	59,0	159,0 x 7,1	26,6	168,3 x 16,0	60,1
139,7 x 22,2	64,3	159,0 x 8,0	29,8	168,3 x 17,5	65,1
139,7 x 25,0	70,7	159,0 x 8,8	32,6	168,3 x 20,0	73,1
139,7 x 28,0	77,1	159,0 x 10,0	36,7	168,3 x 22,2	80,0
139,7 x 30,0	81,2	159,0 x 11,0	40,1	168,3 x 25,0	88,3
139,7 x 32,0	85,0	159,0 x 12,5	45,2	168,3 x 28,0	96,9
139,7 x 36,0	92,1	159,0 x 14,2	50,7	168,3 x 30,0	102,0
139,7 x 40,0	98,4	159,0 x 16,0	56,4	168,3 x 32,0	108,0
146,0 x 5,0	17,4	159,0 x 17,5	61,1	168,3 x 36,0	117,0
146,0 x 5,6	19,4	159,0 x 20,0	68,6	168,3 x 40,0	127,0
146,0 x 6,3	21,7	159,0 x 22,2	74,9	168,3 x 45,0	137,0
146,0 x 7,1	24,3	159,0 x 25,0	82,6	168,3 x 50,0	146,0
146,0 x 8,0	27,2	159,0 x 28,0	90,5	171,0 x 5,6	22,8
146,0 x 8,8	29,8	159,0 x 30,0	95,4	171,0 x 6,3	25,6
146,0 x 10,0	33,5	159,0 x 32,0	100,0	171,0 x 7,1	28,7
146,0 x 11,0	36,6	159,0 x 36,0	109,0	171,0 x 8,0	32,2
146,0 x 12,5	41,2	159,0 x 40,0	117,0	171,0 x 8,8	35,2
146,0 x 14,2	46,2	159,0 x 45,0	127,0	171,0 x 10,0	39,7
146,0 x 16,0	51,3	159,0 x 50,0	134,0	171,0 x 11,0	43,4
146,0 x 17,5	55,5	165,1 x 5,0	19,7	171,0 x 12,5	48,9
146,0 x 20,0	62,1	165,1 x 5,6	22,0	171,0 x 14,2	54,9
146,0 x 22,2	67,8	165,1 x 6,3	24,7	171,0 x 16,0	61,2
146,0 x 25,0	74,6	165,1 x 7,1	27,7	171,0 x 17,5	66,2
146,0 x 28,0	81,5	165,1 x 8,0	31,0	171,0 x 20,0	74,5

Alle Abmessungen kurzfristig lieferbar.

NAHTLOSE DICKWANDIGE RUNDROHRE SCHWARZ

Werkstoff S235JRH / E235+AR oder S355J2H / E355+AR

EN 10210 / EN 10216-1

Stablänge: ca. 6-7 m / FIXZUSCHNITTE NACH WUNSCH



Abmessung mm	Gewicht kg/m	Abmessung mm	Gewicht kg/m	Abmessung mm	Gewicht kg/m
171,0 x 22,2	81,5	193,7 x 7,1	32,7	216,0 x 25,0	118,0
171,0 x 25,0	90,0	193,7 x 8,0	36,6	216,0 x 28,0	130,0
171,0 x 28,0	98,7	193,7 x 8,8	40,1	216,0 x 30,0	138,0
171,0 x 30,0	104,0	193,7 x 10,0	45,3	216,0 x 32,0	145,0
171,0 x 32,0	110,0	193,7 x 11,0	49,6	216,0 x 36,0	160,0
171,0 x 36,0	120,0	193,7 x 12,5	55,9	216,0 x 40,0	174,0
171,0 x 40,0	129,0	193,7 x 14,2	62,9	216,0 x 45,0	190,0
171,0 x 45,0	140,0	193,7 x 16,0	70,1	216,0 x 50,0	205,0
171,0 x 50,0	149,0	193,7 x 17,5	76,0	219,1 x 7,1	37,1
177,8 x 5,6	23,8	193,7 x 20,0	85,7	219,1 x 8,0	41,6
177,8 x 6,3	26,6	193,7 x 22,2	93,9	219,1 x 8,8	45,6
177,8 x 7,1	29,9	193,7 x 25,0	104,0	219,1 x 10,0	51,6
177,8 x 8,0	33,5	193,7 x 28,0	114,0	219,1 x 11,0	56,5
177,8 x 8,8	36,7	193,7 x 30,0	121,0	219,1 x 12,5	63,7
177,8 x 10,0	41,4	193,7 x 32,0	128,0	219,1 x 14,2	71,8
177,8 x 11,0	45,2	193,7 x 36,0	140,0	219,1 x 16,0	80,1
177,8 x 12,5	51,0	193,7 x 40,0	152,0	219,1 x 17,5	87,0
177,8 x 14,2	57,3	193,7 x 45,0	165,0	219,1 x 20,0	98,2
177,8 x 16,0	63,8	193,7 x 50,0	177,0	219,1 x 22,2	108,0
177,8 x 17,5	69,2	193,7 x 55,0	188,0	219,1 x 25,0	120,0
177,8 x 20,0	77,8	203,0 x 6,3	30,6	219,1 x 28,0	132,0
177,8 x 22,2	85,2	203,0 x 7,1	34,3	219,1 x 30,0	140,0
177,8 x 25,0	94,2	203,0 x 8,0	38,5	219,1 x 32,0	148,0
177,8 x 28,0	103,0	203,0 x 8,8	42,1	219,1 x 36,0	163,0
177,8 x 30,0	109,0	203,0 x 10,0	47,6	219,1 x 40,0	177,0
177,8 x 32,0	115,0	203,0 x 11,0	52,1	219,1 x 45,0	193,0
177,8 x 36,0	126,0	203,0 x 12,5	58,7	219,1 x 50,0	209,0
177,8 x 40,0	136,0	203,0 x 14,2	66,1	219,1 x 55,0	223,0
177,8 x 45,0	147,0	203,0 x 16,0	73,8	229,0 x 7,1	38,9
177,8 x 50,0	158,0	203,0 x 17,5	80,1	229,0 x 8,0	43,6
177,8 x 55,0	167,0	203,0 x 20,0	90,3	229,0 x 8,8	47,8
191,0 x 6,3	28,7	203,0 x 22,2	99,0	229,0 x 10,0	54,0
191,0 x 7,1	32,2	203,0 x 25,0	110,0	229,0 x 11,0	59,1
191,0 x 8,0	36,1	203,0 x 28,0	121,0	229,0 x 12,5	66,7
191,0 x 8,8	39,5	203,0 x 30,0	128,0	229,0 x 14,2	75,1
191,0 x 10,0	44,6	203,0 x 32,0	135,0	229,0 x 16,0	84,1
191,0 x 11,0	48,8	203,0 x 36,0	148,0	229,0 x 17,5	91,3
191,0 x 12,5	55,0	203,0 x 40,0	161,0	229,0 x 20,0	103,0
191,0 x 14,2	61,9	203,0 x 45,0	175,0	229,0 x 22,2	113,0
191,0 x 16,0	69,1	203,0 x 50,0	189,0	229,0 x 25,0	126,0
191,0 x 17,5	74,9	216,0 x 7,1	36,6	229,0 x 28,0	139,0
191,0 x 20,0	84,3	216,0 x 8,0	41,0	229,0 x 30,0	147,0
191,0 x 22,2	92,4	216,0 x 8,8	45,0	229,0 x 32,0	155,0
191,0 x 25,0	102,0	216,0 x 10,0	50,8	229,0 x 36,0	171,0
191,0 x 28,0	113,0	216,0 x 11,0	55,6	229,0 x 40,0	186,0
191,0 x 30,0	119,0	216,0 x 12,5	62,7	229,0 x 45,0	204,0
191,0 x 32,0	125,0	216,0 x 14,2	70,7	229,0 x 50,0	221,0
191,0 x 36,0	138,0	216,0 x 16,0	78,9	229,0 x 55,0	236,0
191,0 x 40,0	149,0	216,0 x 17,5	85,7	229,0 x 60,0	250,0
191,0 x 45,0	162,0	216,0 x 20,0	96,7	241,0 x 7,1	41,0
193,7 x 6,3	29,1	216,0 x 22,2	106,0	241,0 x 8,0	46,0

❖ Weitere Abmessungen, nächste Seite.

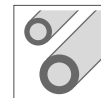
Alle Abmessungen kurzfristig lieferbar.

NAHTLOSE DICKWANDIGE RUNDROHRE SCHWARZ

Werkstoff S235JRH / E235+AR oder S355J2H / E355+AR

EN 10210 / EN 10216-1

Stablänge: ca. 6-7 m / FIXZUSCHNITTE NACH WUNSCH



Abmessung mm	Gewicht kg/m	Abmessung mm	Gewicht kg/m	Abmessung mm	Gewicht kg/m
241,0 × 8,8	50,4	254,0 × 20,0	115,0	273,0 × 28,0	169,0
241,0 × 10,0	57,0	254,0 × 22,2	127,0	273,0 × 30,0	180,0
241,0 × 11,0	62,4	254,0 × 25,0	141,0	273,0 × 32,0	190,0
241,0 × 12,5	70,4	254,0 × 28,0	156,0	273,0 × 36,0	210,0
241,0 × 14,2	79,4	254,0 × 30,0	166,0	273,0 × 40,0	230,0
241,0 × 16,0	88,8	254,0 × 32,0	175,0	273,0 × 45,0	253,0
241,0 × 17,5	96,5	254,0 × 36,0	194,0	273,0 × 50,0	275,0
241,0 × 20,0	109,0	254,0 × 40,0	211,0	273,0 × 55,0	296,0
241,0 × 22,2	120,0	254,0 × 45,0	232,0	273,0 × 60,0	315,0
241,0 × 25,0	133,0	254,0 × 50,0	252,0	273,0 × 65,0	333,0
241,0 × 28,0	147,0	254,0 × 55,0	270,0	273,0 × 70,0	350,0
241,0 × 30,0	156,0	254,0 × 60,0	287,0	273,0 × 75,0	366,0
241,0 × 32,0	165,0	254,0 × 65,0	303,0	273,0 × 80,0	381,0
241,0 × 36,0	182,0	254,0 × 70,0	318,0	273,0 × 85,0	394,0
241,0 × 40,0	198,0	267,0 × 7,1	45,5	279,0 × 8,0	53,5
241,0 × 45,0	218,0	267,0 × 8,0	51,1	279,0 × 8,8	58,6
241,0 × 50,0	236,0	267,0 × 8,8	56,0	279,0 × 10,0	66,0
241,0 × 55,0	252,0	267,0 × 10,0	63,4	279,0 × 11,0	72,7
241,0 × 60,0	268,0	267,0 × 11,0	69,4	279,0 × 12,5	82,2
244,5 × 7,1	41,6	267,0 × 12,5	78,5	279,0 × 14,2	92,7
244,5 × 8,0	46,7	267,0 × 14,2	88,5	279,0 × 16,0	104,0
244,5 × 8,8	51,2	267,0 × 16,0	99,0	279,0 × 17,5	113,0
244,5 × 10,0	57,8	267,0 × 17,5	108,0	279,0 × 20,0	128,0
244,5 × 11,0	63,3	267,0 × 20,0	122,0	279,0 × 22,2	141,0
244,5 × 12,5	71,5	267,0 × 22,2	134,0	279,0 × 25,0	157,0
244,5 × 14,2	80,6	267,0 × 25,0	149,0	279,0 × 28,0	173,0
244,5 × 16,0	90,2	267,0 × 28,0	165,0	279,0 × 30,0	184,0
244,5 × 17,5	98,0	267,0 × 30,0	175,0	279,0 × 32,0	195,0
244,5 × 20,0	111,0	267,0 × 32,0	185,0	279,0 × 36,0	216,0
244,5 × 22,2	122,0	267,0 × 36,0	205,0	279,0 × 40,0	236,0
244,5 × 25,0	135,0	267,0 × 40,0	224,0	279,0 × 45,0	260,0
244,5 × 28,0	149,0	267,0 × 45,0	246,0	279,0 × 50,0	282,0
244,5 × 30,0	159,0	267,0 × 50,0	268,0	279,0 × 55,0	304,0
244,5 × 32,0	168,0	267,0 × 55,0	288,0	279,0 × 60,0	324,0
244,5 × 36,0	185,0	267,0 × 60,0	306,0	279,0 × 65,0	343,0
244,5 × 40,0	202,0	267,0 × 65,0	324,0	279,0 × 70,0	361,0
244,5 × 45,0	221,0	267,0 × 70,0	340,0	279,0 × 75,0	377,0
244,5 × 50,0	240,0	267,0 × 75,0	355,0	279,0 × 80,0	393,0
244,5 × 55,0	257,0	267,0 × 80,0	369,0	279,0 × 85,0	407,0
244,5 × 60,0	273,0	273,0 × 7,1	46,6	292,0 × 8,0	56,0
244,5 × 65,0	288,0	273,0 × 8,0	52,3	292,0 × 8,8	61,5
244,5 × 70,0	301,0	273,0 × 8,8	57,3	292,0 × 10,0	69,5
254,0 × 7,1	43,2	273,0 × 10,0	64,9	292,0 × 11,0	76,2
254,0 × 8,0	48,5	273,0 × 11,0	71,1	292,0 × 12,5	86,2
254,0 × 8,8	53,2	273,0 × 12,5	80,3	292,0 × 14,2	97,3
254,0 × 10,0	60,2	273,0 × 14,2	90,6	292,0 × 16,0	109,0
254,0 × 11,0	65,9	273,0 × 16,0	101,0	292,0 × 17,5	118,0
254,0 × 12,5	74,4	273,0 × 17,5	110,0	292,0 × 20,0	134,0
254,0 × 14,2	84,0	273,0 × 20,0	125,0	292,0 × 22,2	148,0
254,0 × 16,0	93,9	273,0 × 22,2	137,0	292,0 × 25,0	165,0
254,0 × 17,5	102,0	273,0 × 25,0	153,0	292,0 × 28,0	182,0

Alle Abmessungen kurzfristig lieferbar.

NAHTLOSE DICKWANDIGE RUNDROHRE SCHWARZ

Werkstoff S235JRH / E235+AR oder S355J2H / E355+AR

EN 10210 / EN 10216-1

Stablänge: ca. 6-7 m / FIXZUSCHNITTE NACH WUNSCH



Abmessung mm	Gewicht kg/m	Abmessung mm	Gewicht kg/m	Abmessung mm	Gewicht kg/m
292,0 × 30,0	194,0	305,0 × 30,0	204,0	323,9 × 28,0	204,0
292,0 × 32,0	205,0	305,0 × 32,0	215,0	323,9 × 30,0	217,0
292,0 × 36,0	227,0	305,0 × 36,0	239,0	323,9 × 32,0	230,0
292,0 × 40,0	249,0	305,0 × 40,0	261,0	323,9 × 36,0	256,0
292,0 × 45,0	274,0	305,0 × 45,0	289,0	323,9 × 40,0	280,0
292,0 × 50,0	298,0	305,0 × 50,0	314,0	323,9 × 45,0	310,0
292,0 × 55,0	321,0	305,0 × 55,0	339,0	323,9 × 50,0	338,0
292,0 × 60,0	343,0	305,0 × 60,0	363,0	323,9 × 55,0	365,0
292,0 × 65,0	364,0	305,0 × 65,0	385,0	323,9 × 60,0	390,0
292,0 × 70,0	383,0	305,0 × 70,0	406,0	323,9 × 65,0	415,0
292,0 × 75,0	401,0	305,0 × 75,0	425,0	323,9 × 70,0	438,0
292,0 × 80,0	418,0	305,0 × 80,0	444,0	323,9 × 75,0	460,0
292,0 × 85,0	434,0	305,0 × 85,0	461,0	323,9 × 80,0	481,0
298,5 × 8,0	57,3	305,0 × 90,0	477,0	323,9 × 85,0	501,0
298,5 × 8,8	62,9	318,0 × 8,0	61,2	323,9 × 90,0	519,0
298,5 × 10,0	71,1	318,0 × 8,8	67,1	330,0 × 12,5	97,9
298,5 × 11,0	78,0	318,0 × 10,0	76,0	330,0 × 14,2	111,0
298,5 × 12,5	88,2	318,0 × 11,0	83,3	330,0 × 16,0	124,0
298,5 × 14,2	99,6	318,0 × 12,5	94,2	330,0 × 17,5	135,0
298,5 × 16,0	111,0	318,0 × 14,2	106,0	330,0 × 20,0	153,0
298,5 × 17,5	121,0	318,0 × 16,0	119,0	330,0 × 22,2	169,0
298,5 × 20,0	137,0	318,0 × 17,5	130,0	330,0 × 25,0	188,0
298,5 × 22,2	151,0	318,0 × 20,0	147,0	330,0 × 28,0	209,0
298,5 × 25,0	169,0	318,0 × 22,2	162,0	330,0 × 30,0	222,0
298,5 × 28,0	187,0	318,0 × 25,0	181,0	330,0 × 32,0	235,0
298,5 × 30,0	199,0	318,0 × 28,0	200,0	330,0 × 36,0	261,0
298,5 × 32,0	210,0	318,0 × 30,0	213,0	330,0 × 40,0	286,0
298,5 × 36,0	233,0	318,0 × 32,0	226,0	330,0 × 45,0	316,0
298,5 × 40,0	255,0	318,0 × 36,0	250,0	330,0 × 50,0	345,0
298,5 × 45,0	281,0	318,0 × 40,0	274,0	330,0 × 55,0	373,0
298,5 × 50,0	306,0	318,0 × 45,0	303,0	330,0 × 60,0	399,0
298,5 × 55,0	330,0	318,0 × 50,0	330,0	330,0 × 65,0	425,0
298,5 × 60,0	353,0	318,0 × 55,0	357,0	330,0 × 70,0	449,0
298,5 × 65,0	374,0	318,0 × 60,0	382,0	330,0 × 75,0	472,0
298,5 × 70,0	394,0	318,0 × 65,0	406,0	330,0 × 80,0	493,0
298,5 × 75,0	413,0	318,0 × 70,0	428,0	330,0 × 85,0	514,0
298,5 × 80,0	431,0	318,0 × 75,0	449,0	330,0 × 90,0	533,0
298,5 × 85,0	448,0	318,0 × 80,0	470,0	343,0 × 8,8	72,5
298,5 × 90,0	463,0	318,0 × 85,0	488,0	343,0 × 10,0	82,1
305,0 × 8,0	58,6	318,0 × 90,0	506,0	343,0 × 11,0	90,1
305,0 × 8,8	64,3	323,9 × 8,0	62,3	343,0 × 12,5	102,0
305,0 × 10,0	72,8	323,9 × 8,8	68,4	343,0 × 14,2	115,0
305,0 × 11,0	79,8	323,9 × 10,0	77,4	343,0 × 16,0	129,0
305,0 × 12,5	90,2	323,9 × 11,0	84,9	343,0 × 17,5	140,0
305,0 × 14,2	102,0	323,9 × 12,5	96,0	343,0 × 20,0	159,0
305,0 × 16,0	114,0	323,9 × 14,2	108,0	343,0 × 22,2	176,0
305,0 × 17,5	124,0	323,9 × 16,0	121,0	343,0 × 25,0	196,0
305,0 × 20,0	141,0	323,9 × 17,5	132,0	343,0 × 28,0	218,0
305,0 × 22,2	155,0	323,9 × 20,0	150,0	343,0 × 30,0	232,0
305,0 × 25,0	173,0	323,9 × 22,2	165,0	343,0 × 32,0	245,0
305,0 × 28,0	191,0	323,9 × 25,0	184,0	343,0 × 36,0	273,0

❖ Weitere Abmessungen, nächste Seite.

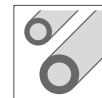
Alle Abmessungen kurzfristig lieferbar.

NAHTLOSE DICKWANDIGE RUNDROHRE SCHWARZ

Werkstoff S235JRH / E235+AR oder S355J2H / E355+AR

EN 10210 / EN 10216-1

Stablänge: ca. 6-7 m / FIXZUSCHNITTE NACH WUNSCH



Abmessung mm	Gewicht kg/m	Abmessung mm	Gewicht kg/m	Abmessung mm	Gewicht kg/m
343,0 x 40,0	299,0	368,0 x 40,0	324,0	406,4 x 45,0	401,0
343,0 x 45,0	331,0	368,0 x 45,0	358,0	406,4 x 50,0	439,0
343,0 x 50,0	361,0	368,0 x 50,0	392,0	406,4 x 55,0	477,0
343,0 x 55,0	391,0	368,0 x 55,0	425,0	406,4 x 60,0	513,0
343,0 x 60,0	419,0	368,0 x 60,0	456,0	406,4 x 65,0	547,0
343,0 x 65,0	446,0	368,0 x 65,0	486,0	406,4 x 70,0	581,0
343,0 x 70,0	471,0	368,0 x 70,0	514,0	406,4 x 75,0	613,0
343,0 x 75,0	496,0	368,0 x 75,0	542,0	406,4 x 80,0	644,0
343,0 x 80,0	519,0	368,0 x 80,0	568,0	406,4 x 85,0	674,0
343,0 x 85,0	541,0	368,0 x 85,0	593,0	406,4 x 90,0	702,0
343,0 x 90,0	562,0	368,0 x 90,0	617,0	406,4 x 100,0	756,0
355,6 x 8,8	75,3	368,0 x 100,0	661,0	419,0 x 11,0	111,0
355,6 x 10,0	85,2	394,0 x 10,0	94,7	419,0 x 12,5	125,0
355,6 x 11,0	93,5	394,0 x 11,0	104,0	419,0 x 14,2	142,0
355,6 x 12,5	106,0	394,0 x 12,5	118,0	419,0 x 16,0	159,0
355,6 x 14,2	120,0	394,0 x 14,2	133,0	419,0 x 17,5	173,0
355,6 x 16,0	134,0	394,0 x 16,0	149,0	419,0 x 20,0	197,0
355,6 x 17,5	146,0	394,0 x 17,5	162,0	419,0 x 22,2	217,0
355,6 x 20,0	166,0	394,0 x 20,0	184,0	419,0 x 25,0	243,0
355,6 x 22,2	183,0	394,0 x 22,2	204,0	419,0 x 28,0	270,0
355,6 x 25,0	204,0	394,0 x 25,0	228,0	419,0 x 30,0	288,0
355,6 x 28,0	226,0	394,0 x 28,0	253,0	419,0 x 32,0	305,0
355,6 x 30,0	241,0	394,0 x 30,0	269,0	419,0 x 36,0	340,0
355,6 x 32,0	255,0	394,0 x 32,0	286,0	419,0 x 40,0	374,0
355,6 x 36,0	284,0	394,0 x 36,0	318,0	419,0 x 45,0	415,0
355,6 x 40,0	311,0	394,0 x 40,0	349,0	419,0 x 50,0	455,0
355,6 x 45,0	345,0	394,0 x 45,0	387,0	419,0 x 55,0	494,0
355,6 x 50,0	377,0	394,0 x 50,0	424,0	419,0 x 60,0	531,0
355,6 x 55,0	408,0	394,0 x 55,0	460,0	419,0 x 65,0	567,0
355,6 x 60,0	437,0	394,0 x 60,0	494,0	419,0 x 70,0	602,0
355,6 x 65,0	466,0	394,0 x 65,0	527,0	419,0 x 75,0	636,0
355,6 x 70,0	493,0	394,0 x 70,0	559,0	419,0 x 80,0	669,0
355,6 x 75,0	519,0	394,0 x 75,0	590,0	419,0 x 85,0	700,0
355,6 x 80,0	544,0	394,0 x 80,0	619,0	419,0 x 90,0	730,0
355,6 x 85,0	567,0	394,0 x 85,0	648,0	419,0 x 100,0	787,0
355,6 x 90,0	590,0	394,0 x 90,0	675,0	445,0 x 11,0	118,0
355,6 x 100,0	630,0	394,0 x 100,0	725,0	445,0 x 12,5	133,0
368,0 x 8,8	78,0	406,4 x 10,0	97,8	445,0 x 14,2	151,0
368,0 x 10,0	88,3	406,4 x 11,0	107,0	445,0 x 16,0	169,0
368,0 x 11,0	96,8	406,4 x 12,5	121,0	445,0 x 17,5	184,0
368,0 x 12,5	110,0	406,4 x 14,2	137,0	445,0 x 20,0	210,0
368,0 x 14,2	124,0	406,4 x 16,0	154,0	445,0 x 22,2	231,0
368,0 x 16,0	139,0	406,4 x 17,5	168,0	445,0 x 25,0	259,0
368,0 x 17,5	151,0	406,4 x 20,0	191,0	445,0 x 28,0	288,0
368,0 x 20,0	172,0	406,4 x 22,2	210,0	445,0 x 30,0	307,0
368,0 x 22,2	189,0	406,4 x 25,0	235,0	445,0 x 32,0	326,0
368,0 x 25,0	211,0	406,4 x 28,0	261,0	445,0 x 36,0	363,0
368,0 x 28,0	235,0	406,4 x 30,0	278,0	445,0 x 40,0	400,0
368,0 x 30,0	250,0	406,4 x 32,0	295,0	445,0 x 45,0	444,0
368,0 x 32,0	265,0	406,4 x 36,0	329,0	445,0 x 50,0	487,0
368,0 x 36,0	295,0	406,4 x 40,0	361,0	445,0 x 55,0	529,0

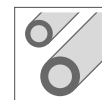
Alle Abmessungen kurzfristig lieferbar.

NAHTLOSE DICKWANDIGE RUNDROHRE SCHWARZ

Werkstoff S235JRH / E235+AR oder S355J2H / E355+AR

EN 10210 / EN 10216-1

Stablänge: ca. 6-7 m / FIXZUSCHNITTE NACH WUNSCH



Abmessung mm	Gewicht kg/m	Abmessung mm	Gewicht kg/m	Abmessung mm	Gewicht kg/m
445,0 x 60,0	570	470,0 x 80,0	769	521,0 x 14,2	177
445,0 x 65,0	609	470,0 x 85,0	807	521,0 x 16,0	199
445,0 x 70,0	647	470,0 x 90,0	843	521,0 x 17,5	217
445,0 x 75,0	684	470,0 x 100,0	912	521,0 x 20,0	247
445,0 x 80,0	720	495,0 x 12,5	149	521,0 x 22,2	273
445,0 x 85,0	755	495,0 x 14,2	168	521,0 x 25,0	306
445,0 x 90,0	788	495,0 x 16,0	189	521,0 x 28,0	340
445,0 x 100,0	851	495,0 x 17,5	206	521,0 x 30,0	363
457,0 x 11,0	121	495,0 x 20,0	234	521,0 x 32,0	386
457,0 x 12,5	137	495,0 x 22,2	259	521,0 x 36,0	431
457,0 x 14,2	155	495,0 x 25,0	290	521,0 x 40,0	474
457,0 x 16,0	174	495,0 x 28,0	322	521,0 x 45,0	528
457,0 x 17,5	190	495,0 x 30,0	344	521,0 x 50,0	581
457,0 x 20,0	216	495,0 x 32,0	365	521,0 x 55,0	632
457,0 x 22,2	238	495,0 x 36,0	408	521,0 x 60,0	682
457,0 x 25,0	266	495,0 x 40,0	449	521,0 x 65,0	731
457,0 x 28,0	296	495,0 x 45,0	499	521,0 x 70,0	779
457,0 x 30,0	316	495,0 x 50,0	549	521,0 x 75,0	825
457,0 x 32,0	335	495,0 x 55,0	597	521,0 x 80,0	870
457,0 x 36,0	374	495,0 x 60,0	644	521,0 x 85,0	914
457,0 x 40,0	411	495,0 x 65,0	689	521,0 x 90,0	957
457,0 x 45,0	457	495,0 x 70,0	734	521,0 x 100,0	1038
457,0 x 50,0	502	495,0 x 75,0	777	546,0 x 14,2	186
457,0 x 55,0	545	495,0 x 80,0	819	546,0 x 16,0	209
457,0 x 60,0	587	495,0 x 85,0	859	546,0 x 17,5	228
457,0 x 65,0	628	495,0 x 90,0	899	546,0 x 20,0	259
457,0 x 70,0	668	495,0 x 100,0	974	546,0 x 22,2	287
457,0 x 75,0	707	508,0 x 12,5	153	546,0 x 25,0	321
457,0 x 80,0	744	508,0 x 14,2	173	546,0 x 28,0	358
457,0 x 85,0	780	508,0 x 16,0	194	546,0 x 30,0	382
457,0 x 90,0	815	508,0 x 17,5	212	546,0 x 32,0	406
457,0 x 100,0	880	508,0 x 20,0	241	546,0 x 36,0	453
470,0 x 12,5	141	508,0 x 22,2	266	546,0 x 40,0	499
470,0 x 14,2	160	508,0 x 25,0	298	546,0 x 45,0	556
470,0 x 16,0	179	508,0 x 28,0	331	546,0 x 50,0	612
470,0 x 17,5	195	508,0 x 30,0	354	546,0 x 55,0	666
470,0 x 20,0	222	508,0 x 32,0	376	546,0 x 60,0	719
470,0 x 22,2	245	508,0 x 36,0	419	546,0 x 65,0	771
470,0 x 25,0	274	508,0 x 40,0	462	546,0 x 70,0	822
470,0 x 28,0	305	508,0 x 45,0	514	546,0 x 75,0	871
470,0 x 30,0	326	508,0 x 50,0	565	546,0 x 80,0	919
470,0 x 32,0	346	508,0 x 55,0	614	546,0 x 85,0	966
470,0 x 36,0	385	508,0 x 60,0	663	546,0 x 90,0	1012
470,0 x 40,0	424	508,0 x 65,0	710	546,0 x 100,0	1100
470,0 x 45,0	472	508,0 x 70,0	756	559,0 x 14,2	191
470,0 x 50,0	518	508,0 x 75,0	801	559,0 x 16,0	214
470,0 x 55,0	563	508,0 x 80,0	844	559,0 x 17,5	234
470,0 x 60,0	607	508,0 x 85,0	887	559,0 x 20,0	266
470,0 x 65,0	649	508,0 x 90,0	928	559,0 x 22,2	294
470,0 x 70,0	691	508,0 x 100,0	1006	559,0 x 25,0	329
470,0 x 75,0	731	521,0 x 12,5	157	559,0 x 28,0	367

❖ Weitere Abmessungen, nächste Seite.

Alle Abmessungen kurzfristig lieferbar.

NAHTLOSE DICKWANDIGE RUNDROHRE SCHWARZ

Werkstoff S235JRH / E235+AR oder S355J2H / E355+AR

EN 10210 / EN 10216-1

Stablänge: ca. 6-7 m / FIXZUSCHNITTE NACH WUNSCH



Abmessung mm	Gewicht kg/m	Abmessung mm	Gewicht kg/m	Abmessung mm	Gewicht kg/m
559,0 x 30,0	391	572,0 x 85,0	1021	622,0 x 36,0	520
559,0 x 32,0	416	572,0 x 90,0	1070	622,0 x 40,0	574
559,0 x 36,0	464	572,0 x 100,0	1164	622,0 x 45,0	640
559,0 x 40,0	512	610,0 x 14,2	209	622,0 x 50,0	705
559,0 x 45,0	570	610,0 x 16,0	234	622,0 x 55,0	769
559,0 x 50,0	628	610,0 x 17,5	256	622,0 x 60,0	832
559,0 x 55,0	684	610,0 x 20,0	291	622,0 x 65,0	893
559,0 x 60,0	738	610,0 x 22,2	322	622,0 x 70,0	953
559,0 x 65,0	792	610,0 x 25,0	361	622,0 x 75,0	1012
559,0 x 70,0	844	610,0 x 28,0	402	622,0 x 80,0	1069
559,0 x 75,0	895	610,0 x 30,0	429	622,0 x 85,0	1126
559,0 x 80,0	945	610,0 x 32,0	456	622,0 x 90,0	1181
559,0 x 85,0	994	610,0 x 36,0	510	622,0 x 100,0	1287
559,0 x 90,0	1041	610,0 x 40,0	562	660,0 x 20,0	316
559,0 x 100,0	1132	610,0 x 45,0	627	660,0 x 22,2	349
572,0 x 14,2	195	610,0 x 50,0	691	660,0 x 25,0	392
572,0 x 16,0	219	610,0 x 55,0	753	660,0 x 28,0	436
572,0 x 17,5	239	610,0 x 60,0	814	660,0 x 30,0	466
572,0 x 20,0	272	610,0 x 65,0	874	660,0 x 32,0	496
572,0 x 22,2	301	610,0 x 70,0	932	660,0 x 36,0	554
572,0 x 25,0	337	610,0 x 75,0	990	660,0 x 40,0	612
572,0 x 28,0	376	610,0 x 80,0	1046	660,0 x 45,0	683
572,0 x 30,0	401	610,0 x 85,0	1101	660,0 x 50,0	752
572,0 x 32,0	426	610,0 x 90,0	1154	660,0 x 55,0	821
572,0 x 36,0	476	610,0 x 100,0	1258	660,0 x 60,0	888
572,0 x 40,0	525	622,0 x 14,2	213	660,0 x 65,0	954
572,0 x 45,0	585	622,0 x 16,0	239	660,0 x 70,0	1019
572,0 x 50,0	644	622,0 x 17,5	261	660,0 x 75,0	1082
572,0 x 55,0	701	622,0 x 20,0	297	660,0 x 80,0	1144
572,0 x 60,0	758	622,0 x 22,2	328	660,0 x 85,0	1205
572,0 x 65,0	813	622,0 x 25,0	368	660,0 x 90,0	1265
572,0 x 70,0	867	622,0 x 28,0	410	660,0 x 100,0	1381
572,0 x 75,0	919	622,0 x 30,0	438		
572,0 x 80,0	971	622,0 x 32,0	466		

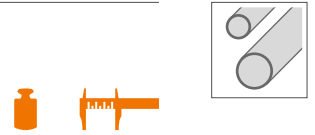
Alle Abmessungen kurzfristig lieferbar.

GESCHWEISSTE PRÄZISIONSSTAHLROHRE

Werkstoff E235+C oder E355+C

EN 10305-3 (weitere Lieferzustände auf Anfrage)

Stablänge: ca. 3 m oder ca. 6 m / FIXZUSCHNITTE NACH WUNSCH



Abmessung mm	Gewicht kg/m	Vorrat
15,0 x 1,50	0,499	●
15,0 x 2,00	0,641	●
18,0 x 1,50	0,610	●
18,0 x 2,00	0,789	●
20,0 x 1,50	0,684	●
20,0 x 2,00	0,888	●
20,0 x 3,00	1,258	●
25,0 x 1,50	0,869	●
25,0 x 2,00	1,134	●
25,0 x 3,00	1,628	●
30,0 x 1,50	1,054	●
30,0 x 2,00	1,381	●
30,0 x 3,00	1,998	●
35,0 x 2,00	1,628	●
40,0 x 1,50	1,424	●
40,0 x 2,00	1,874	●
40,0 x 3,00	2,737	●
50,0 x 1,50	1,794	●
50,0 x 2,00	2,368	●
50,0 x 3,00	3,477	●
60,0 x 1,50	2,164	●
60,0 x 2,00	2,861	●
60,0 x 3,00	4,217	●
70,0 x 2,00	3,354	●
70,0 x 3,00	4,957	●
80,0 x 2,00	3,847	●
80,0 x 3,00	5,697	●
100,0 x 2,00	4,834	●
100,0 x 3,00	7,176	●

- Lagerprogramm
- kurzfristig lieferbar

NAHTLOSE PRÄZISIONSSTAHLROHRE

Werkstoff E235+C oder E355+C

EN 10305-1 (weitere Lieferzustände auf Anfrage)

Stablänge: ca. 3 m oder ca. 6 m / FIXZUSCHNITTE NACH WUNSCH



Abmessung mm	Gewicht kg/m	Abmessung mm	Gewicht kg/m	Abmessung mm	Gewicht kg/m
4,0 x 0,50	0,043	12,0 x 1,00	0,271	15,0 x 5,00	1,233
4,0 x 0,80	0,063	12,0 x 1,20	0,320	16,0 x 0,50	0,191
4,0 x 1,00	0,074	12,0 x 1,50	0,388	16,0 x 0,80	0,300
5,0 x 0,50	0,055	12,0 x 1,80	0,453	16,0 x 1,00	0,370
5,0 x 0,80	0,083	12,0 x 2,00	0,493	16,0 x 1,20	0,438
5,0 x 1,00	0,099	12,0 x 2,20	0,532	16,0 x 1,50	0,536
6,0 x 0,50	0,068	12,0 x 2,50	0,586	16,0 x 1,80	0,630
6,0 x 0,80	0,103	12,0 x 2,80	0,635	16,0 x 2,00	0,691
6,0 x 1,00	0,123	12,0 x 3,00	0,666	16,0 x 2,20	0,749
6,0 x 1,20	0,142	12,0 x 3,50	0,734	16,0 x 2,50	0,832
6,0 x 1,50	0,166	12,0 x 4,00	0,789	16,0 x 2,80	0,911
7,0 x 0,50	0,080	13,0 x 0,50	0,154	16,0 x 3,00	0,962
7,0 x 0,80	0,122	13,0 x 0,80	0,241	16,0 x 3,50	1,079
7,0 x 1,00	0,148	13,0 x 1,00	0,296	16,0 x 4,00	1,184
7,0 x 1,20	0,172	13,0 x 1,20	0,349	16,0 x 4,50	1,276
7,0 x 1,50	0,203	13,0 x 1,50	0,425	16,0 x 5,00	1,356
8,0 x 0,50	0,092	13,0 x 1,80	0,497	16,0 x 5,50	1,424
8,0 x 0,80	0,142	13,0 x 2,00	0,543	17,0 x 0,50	0,203
8,0 x 1,00	0,173	13,0 x 2,20	0,586	17,0 x 0,80	0,320
8,0 x 1,20	0,201	13,0 x 2,50	0,647	17,0 x 1,00	0,395
8,0 x 1,50	0,240	13,0 x 2,80	0,704	17,0 x 1,20	0,468
9,0 x 0,50	0,105	13,0 x 3,00	0,740	17,0 x 1,50	0,573
9,0 x 0,80	0,162	13,0 x 3,50	0,820	17,0 x 1,80	0,675
9,0 x 1,00	0,197	13,0 x 4,00	0,888	17,0 x 2,00	0,740
9,0 x 1,20	0,231	14,0 x 0,50	0,166	17,0 x 2,20	0,803
9,0 x 1,50	0,277	14,0 x 0,80	0,260	17,0 x 2,50	0,894
10,0 x 0,50	0,117	14,0 x 1,00	0,321	17,0 x 2,80	0,981
10,0 x 0,80	0,182	14,0 x 1,20	0,379	17,0 x 3,00	1,036
10,0 x 1,00	0,222	14,0 x 1,50	0,462	17,0 x 3,50	1,165
10,0 x 1,20	0,260	14,0 x 1,80	0,542	17,0 x 4,00	1,282
10,0 x 1,50	0,314	14,0 x 2,00	0,592	17,0 x 4,50	1,387
10,0 x 1,80	0,364	14,0 x 2,20	0,640	17,0 x 5,00	1,480
10,0 x 2,00	0,395	14,0 x 2,50	0,709	17,0 x 5,50	1,560
10,0 x 2,20	0,423	14,0 x 2,80	0,773	18,0 x 0,50	0,216
10,0 x 2,50	0,462	14,0 x 3,00	0,814	18,0 x 0,80	0,339
10,0 x 2,80	0,497	14,0 x 3,50	0,906	18,0 x 1,00	0,419
10,0 x 3,00	0,518	14,0 x 4,00	0,986	18,0 x 1,20	0,497
10,0 x 3,50	0,561	14,0 x 4,50	1,054	18,0 x 1,50	0,610
11,0 x 0,50	0,129	15,0 x 0,50	0,179	18,0 x 1,80	0,719
11,0 x 0,80	0,201	15,0 x 0,80	0,280	18,0 x 2,00	0,789
11,0 x 1,00	0,247	15,0 x 1,00	0,345	18,0 x 2,20	0,857
11,0 x 1,20	0,290	15,0 x 1,20	0,408	18,0 x 2,50	0,956
11,0 x 1,50	0,351	15,0 x 1,50	0,499	18,0 x 2,80	1,050
11,0 x 1,80	0,408	15,0 x 1,80	0,586	18,0 x 3,00	1,110
11,0 x 2,00	0,444	15,0 x 2,00	0,641	18,0 x 3,50	1,252
11,0 x 2,20	0,477	15,0 x 2,20	0,694	18,0 x 4,50	1,498
11,0 x 2,50	0,524	15,0 x 2,50	0,771	18,0 x 5,00	1,603
11,0 x 2,80	0,566	15,0 x 3,00	0,888	18,0 x 5,50	1,695
11,0 x 3,00	0,592	15,0 x 3,50	0,993	18,0 x 6,00	1,776
12,0 x 0,50	0,142	15,0 x 4,00	1,085	19,0 x 0,50	0,228
12,0 x 0,80	0,221	15,0 x 4,50	1,165	19,0 x 0,80	0,359

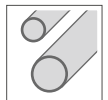
Alle Abmessungen kurzfristig lieferbar.

NAHTLOSE PRÄZISIONSSTAHLROHRE

Werkstoff E235+C oder E355+C

EN 10305-1 (weitere Lieferzustände auf Anfrage)

Stablänge: ca. 3 m oder ca. 6 m / FIXZUSCHNITTE NACH WUNSCH



Abmessung mm	Gewicht kg/m	Abmessung mm	Gewicht kg/m	Abmessung mm	Gewicht kg/m
19,0 x 1,00	0,444	21,0 x 6,00	2,220	24,0 x 2,50	1,326
19,0 x 1,20	0,527	21,0 x 6,50	2,324	24,0 x 2,80	1,464
19,0 x 1,50	0,647	21,0 x 7,00	2,417	24,0 x 3,00	1,554
19,0 x 1,80	0,764	22,0 x 0,50	0,265	24,0 x 3,50	1,769
19,0 x 2,00	0,838	22,0 x 0,80	0,418	24,0 x 4,00	1,973
19,0 x 2,20	0,911	22,0 x 1,00	0,518	24,0 x 4,50	2,164
19,0 x 2,50	1,017	22,0 x 1,20	0,616	24,0 x 5,00	2,343
19,0 x 2,80	1,119	22,0 x 1,50	0,758	24,0 x 5,50	2,509
19,0 x 3,00	1,184	22,0 x 1,80	0,897	24,0 x 6,00	2,663
19,0 x 3,50	1,338	22,0 x 2,00	0,986	24,0 x 6,50	2,805
19,0 x 4,00	1,480	22,0 x 2,20	1,074	24,0 x 7,00	2,935
19,0 x 4,50	1,609	22,0 x 2,50	1,202	24,0 x 7,50	3,052
19,0 x 5,00	1,726	22,0 x 2,80	1,326	25,0 x 0,50	0,302
19,0 x 5,50	1,831	22,0 x 3,00	1,406	25,0 x 0,80	0,477
19,0 x 6,00	1,924	22,0 x 3,50	1,597	25,0 x 1,00	0,592
19,0 x 6,50	2,004	22,0 x 4,00	1,776	25,0 x 1,20	0,704
20,0 x 0,50	0,240	22,0 x 4,50	1,942	25,0 x 1,50	0,869
20,0 x 0,80	0,379	22,0 x 5,00	2,096	25,0 x 1,80	1,030
20,0 x 1,00	0,469	22,0 x 5,50	2,238	25,0 x 2,00	1,134
20,0 x 1,20	0,556	22,0 x 6,00	2,368	25,0 x 2,20	1,237
20,0 x 1,50	0,684	22,0 x 6,50	2,485	25,0 x 2,50	1,387
20,0 x 1,80	0,808	22,0 x 7,00	2,589	25,0 x 2,80	1,533
20,0 x 2,00	0,888	22,0 x 7,50	2,682	25,0 x 3,00	1,628
20,0 x 2,20	0,966	23,0 x 0,50	0,277	25,0 x 3,50	1,856
20,0 x 2,50	1,079	23,0 x 0,80	0,438	25,0 x 4,00	2,072
20,0 x 2,80	1,188	23,0 x 1,00	0,543	25,0 x 4,50	2,275
20,0 x 3,00	1,258	23,0 x 1,20	0,645	25,0 x 5,00	2,466
20,0 x 3,50	1,424	23,0 x 1,50	0,795	25,0 x 5,50	2,645
20,0 x 4,00	1,578	23,0 x 1,80	0,941	25,0 x 6,00	2,811
20,0 x 4,50	1,720	23,0 x 2,00	1,036	25,0 x 6,50	2,966
20,0 x 5,00	1,850	23,0 x 2,20	1,129	25,0 x 7,00	3,107
20,0 x 5,50	1,967	23,0 x 2,50	1,264	25,0 x 7,50	3,237
20,0 x 6,00	2,072	23,0 x 2,80	1,395	25,0 x 8,00	3,354
20,0 x 6,50	2,164	23,0 x 3,00	1,480	26,0 x 0,50	0,314
20,0 x 7,00	2,244	23,0 x 3,50	1,683	26,0 x 0,80	0,497
21,0 x 0,50	0,253	23,0 x 4,00	1,874	26,0 x 1,00	0,617
21,0 x 0,80	0,399	23,0 x 4,50	2,053	26,0 x 1,20	0,734
21,0 x 1,00	0,493	23,0 x 5,00	2,220	26,0 x 1,50	0,906
21,0 x 1,20	0,586	23,0 x 5,50	2,374	26,0 x 1,80	1,074
21,0 x 1,50	0,721	23,0 x 6,00	2,515	26,0 x 2,00	1,184
21,0 x 1,80	0,852	23,0 x 6,50	2,645	26,0 x 2,20	1,291
21,0 x 2,00	0,937	23,0 x 7,00	2,762	26,0 x 2,50	1,449
21,0 x 2,20	1,020	23,0 x 7,50	2,867	26,0 x 2,80	1,602
21,0 x 2,50	1,141	24,0 x 0,50	0,290	26,0 x 3,00	1,702
21,0 x 2,80	1,257	24,0 x 0,80	0,458	26,0 x 3,50	1,942
21,0 x 3,00	1,332	24,0 x 1,00	0,567	26,0 x 4,00	2,170
21,0 x 3,50	1,511	24,0 x 1,20	0,675	26,0 x 4,50	2,386
21,0 x 4,00	1,677	24,0 x 1,50	0,832	26,0 x 5,00	2,589
21,0 x 4,50	1,831	24,0 x 1,80	0,985	26,0 x 5,50	2,781
21,0 x 5,00	1,973	24,0 x 2,00	1,085	26,0 x 6,00	2,959
21,0 x 5,50	2,102	24,0 x 2,20	1,183	26,0 x 6,50	3,126

❖ Weitere Abmessungen, nächste Seite.

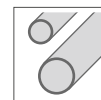
Alle Abmessungen kurzfristig lieferbar.

NAHTLOSE PRÄZISIONSSTAHLROHRE

Werkstoff E235+C oder E355+C

EN 10305-1 (weitere Lieferzustände auf Anfrage)

Stablänge: ca. 3 m oder ca. 6 m / FIXZUSCHNITTE NACH WUNSCH



Abmessung mm	Gewicht kg/m	Abmessung mm	Gewicht kg/m	Abmessung mm	Gewicht kg/m
26,0 x 7,00	3,280	29,0 x 2,00	1,332	31,0 x 4,50	2,941
26,0 x 7,50	3,422	29,0 x 2,20	1,454	31,0 x 5,00	3,206
26,0 x 8,00	3,551	29,0 x 2,50	1,634	31,0 x 5,50	3,459
27,0 x 0,50	0,327	29,0 x 2,80	1,809	31,0 x 6,00	3,699
27,0 x 0,80	0,517	29,0 x 3,00	1,924	31,0 x 6,50	3,927
27,0 x 1,00	0,641	29,0 x 3,50	2,201	31,0 x 7,00	4,143
27,0 x 1,20	0,764	29,0 x 4,00	2,466	31,0 x 7,50	4,347
27,0 x 1,50	0,943	29,0 x 4,50	2,719	31,0 x 8,00	4,538
27,0 x 1,80	1,119	29,0 x 5,00	2,959	31,0 x 9,00	4,883
27,0 x 2,00	1,233	29,0 x 5,50	3,187	31,0 x 10,00	5,179
27,0 x 2,20	1,346	29,0 x 6,00	3,403	32,0 x 0,50	0,388
27,0 x 2,50	1,511	29,0 x 6,50	3,607	32,0 x 0,80	0,616
27,0 x 2,80	1,671	29,0 x 7,00	3,798	32,0 x 1,00	0,765
27,0 x 3,00	1,776	29,0 x 7,50	3,977	32,0 x 1,20	0,911
27,0 x 3,50	2,028	29,0 x 8,00	4,143	32,0 x 1,50	1,128
27,0 x 4,00	2,269	30,0 x 0,50	0,364	32,0 x 1,80	1,341
27,0 x 4,50	2,497	30,0 x 0,80	0,576	32,0 x 2,00	1,480
27,0 x 5,00	2,713	30,0 x 1,00	0,715	32,0 x 2,20	1,617
27,0 x 5,50	2,916	30,0 x 1,20	0,852	32,0 x 2,50	1,819
27,0 x 6,00	3,107	30,0 x 1,50	1,064	32,0 x 2,80	2,016
27,0 x 6,50	3,286	30,0 x 1,80	1,252	32,0 x 3,00	2,146
27,0 x 7,00	3,453	30,0 x 2,00	1,381	32,0 x 3,50	2,460
27,0 x 7,50	3,607	30,0 x 2,20	1,508	32,0 x 4,00	2,762
27,0 x 8,00	3,749	30,0 x 2,50	1,695	32,0 x 4,50	3,052
28,0 x 0,50	0,339	30,0 x 2,80	1,878	32,0 x 5,00	3,329
28,0 x 0,80	0,537	30,0 x 3,00	1,998	32,0 x 5,50	3,594
28,0 x 1,00	0,666	30,0 x 3,50	2,287	32,0 x 6,00	3,847
28,0 x 1,20	0,793	30,0 x 4,00	2,565	32,0 x 6,50	4,088
28,0 x 1,50	0,980	30,0 x 4,50	2,830	32,0 x 7,00	4,316
28,0 x 1,80	1,163	30,0 x 5,00	3,083	32,0 x 7,50	4,532
28,0 x 2,00	1,282	30,0 x 5,50	3,323	32,0 x 8,00	4,735
28,0 x 2,20	1,400	30,0 x 6,00	3,551	32,0 x 9,00	5,105
28,0 x 2,50	1,572	30,0 x 6,50	3,767	32,0 x 10,00	5,426
28,0 x 2,80	1,740	30,0 x 7,00	3,971	33,0 x 0,50	0,401
28,0 x 3,00	1,850	30,0 x 7,50	4,162	33,0 x 0,80	0,635
28,0 x 3,50	2,115	30,0 x 8,00	4,340	33,0 x 1,00	0,789
28,0 x 4,00	2,368	30,0 x 9,00	4,661	33,0 x 1,20	0,941
28,0 x 4,50	2,608	30,0 x 10,00	4,932	33,0 x 1,50	1,165
28,0 x 5,00	2,836	31,0 x 0,50	0,376	33,0 x 1,80	1,385
28,0 x 5,50	3,052	31,0 x 0,80	0,596	33,0 x 2,00	1,529
28,0 x 6,00	3,255	31,0 x 1,00	0,740	33,0 x 2,20	1,671
28,0 x 6,50	3,446	31,0 x 1,20	0,882	33,0 x 2,50	1,880
28,0 x 7,00	3,625	31,0 x 1,50	1,091	33,0 x 2,80	2,085
28,0 x 7,50	3,792	31,0 x 1,80	1,296	33,0 x 3,00	2,220
28,0 x 8,00	3,946	31,0 x 2,00	1,430	33,0 x 3,50	2,546
29,0 x 0,50	0,351	31,0 x 2,20	1,563	33,0 x 4,00	2,861
29,0 x 0,80	0,556	31,0 x 2,50	1,757	33,0 x 4,50	3,163
29,0 x 1,00	0,691	31,0 x 2,80	1,947	33,0 x 5,00	3,453
29,0 x 1,20	0,823	31,0 x 3,00	2,072	33,0 x 5,50	3,730
29,0 x 1,50	1,017	31,0 x 3,50	2,374	33,0 x 6,00	3,995
29,0 x 1,80	1,207	31,0 x 4,00	2,663	33,0 x 6,50	4,248

Alle Abmessungen kurzfristig lieferbar.

NAHTLOSE PRÄZISIONSSTAHLROHRE

Werkstoff E235+C oder E355+C

EN 10305-1 (weitere Lieferzustände auf Anfrage)

Stablänge: ca. 3 m oder ca. 6 m / FIXZUSCHNITTE NACH WUNSCH



Abmessung mm	Gewicht kg/m	Abmessung mm	Gewicht kg/m	Abmessung mm	Gewicht kg/m
33,0 x 7,00	4,488	36,0 x 0,50	0,438	38,0 x 1,80	1,607
33,0 x 7,50	4,717	36,0 x 0,80	0,694	38,0 x 2,00	1,776
33,0 x 8,00	4,932	36,0 x 1,00	0,863	38,0 x 2,20	1,942
33,0 x 9,00	5,327	36,0 x 1,20	1,030	38,0 x 2,50	2,189
33,0 x 10,00	5,672	36,0 x 1,50	1,276	38,0 x 2,80	2,431
34,0 x 0,50	0,413	36,0 x 1,80	1,518	38,0 x 3,00	2,589
34,0 x 0,80	0,655	36,0 x 2,00	1,667	38,0 x 3,50	2,978
34,0 x 1,00	0,814	36,0 x 2,20	1,834	38,0 x 4,00	3,354
34,0 x 1,20	0,971	36,0 x 2,50	2,065	38,0 x 4,50	3,718
34,0 x 1,50	1,202	36,0 x 2,80	2,293	38,0 x 5,00	4,069
34,0 x 1,80	1,429	36,0 x 3,00	2,441	38,0 x 5,50	4,408
34,0 x 2,00	1,578	36,0 x 3,50	2,805	38,0 x 6,00	4,735
34,0 x 2,20	1,725	36,0 x 4,00	3,157	38,0 x 6,50	5,049
34,0 x 2,50	1,942	36,0 x 4,50	3,496	38,0 x 7,00	5,352
34,0 x 2,80	2,154	36,0 x 5,00	3,823	38,0 x 7,50	5,641
34,0 x 3,00	2,294	36,0 x 5,50	4,137	38,0 x 8,00	5,919
34,0 x 3,50	2,633	36,0 x 6,00	4,439	38,0 x 9,00	6,437
34,0 x 4,00	2,959	36,0 x 6,50	4,729	38,0 x 10,00	6,905
34,0 x 4,50	3,274	36,0 x 7,00	5,006	39,0 x 0,50	0,475
34,0 x 5,00	3,576	36,0 x 7,50	5,271	39,0 x 0,80	0,754
34,0 x 5,50	3,866	36,0 x 8,00	5,524	39,0 x 1,00	0,937
34,0 x 6,00	4,143	36,0 x 9,00	5,993	39,0 x 1,20	1,119
34,0 x 6,50	4,408	36,0 x 10,00	6,412	39,0 x 1,50	1,387
34,0 x 7,00	4,661	37,0 x 0,50	0,450	39,0 x 1,80	1,651
34,0 x 7,50	4,901	37,0 x 0,80	0,714	39,0 x 2,00	1,825
34,0 x 8,00	5,130	37,0 x 1,00	0,888	39,0 x 2,20	1,997
34,0 x 9,00	5,549	37,0 x 1,20	1,059	39,0 x 2,50	2,250
34,0 x 10,00	5,919	37,0 x 1,50	1,313	39,0 x 2,80	2,500
35,0 x 0,50	0,425	37,0 x 1,80	1,563	39,0 x 3,00	2,663
35,0 x 0,80	0,675	37,0 x 2,00	1,726	39,0 x 3,50	3,064
35,0 x 1,00	0,838	37,0 x 2,20	1,888	39,0 x 4,00	3,453
35,0 x 1,20	1,000	37,0 x 2,50	2,127	39,0 x 4,50	3,829
35,0 x 1,50	1,239	37,0 x 2,80	2,362	39,0 x 5,00	4,192
35,0 x 1,80	1,474	37,0 x 3,00	2,515	39,0 x 5,50	4,544
35,0 x 2,00	1,628	37,0 x 3,50	2,892	39,0 x 6,00	4,883
35,0 x 2,20	1,780	37,0 x 4,00	3,255	39,0 x 6,50	5,210
35,0 x 2,50	2,004	37,0 x 4,50	3,607	39,0 x 7,00	5,524
35,0 x 2,80	2,223	37,0 x 5,00	3,946	39,0 x 7,50	5,826
35,0 x 3,00	2,368	37,0 x 5,50	4,273	39,0 x 8,00	6,116
35,0 x 3,50	2,719	37,0 x 6,00	4,587	39,0 x 9,00	6,659
35,0 x 4,00	3,058	37,0 x 6,50	4,889	39,0 x 10,00	7,152
35,0 x 4,50	3,385	37,0 x 7,00	5,179	40,0 x 0,50	0,487
35,0 x 5,00	3,699	37,0 x 7,50	5,456	40,0 x 0,80	0,773
35,0 x 5,50	4,001	37,0 x 8,00	5,721	40,0 x 1,00	0,962
35,0 x 6,00	4,291	37,0 x 9,00	6,215	40,0 x 1,20	1,148
35,0 x 6,50	4,569	37,0 x 10,00	6,659	40,0 x 1,50	1,424
35,0 x 7,00	4,834	38,0 x 0,50	0,462	40,0 x 1,80	1,696
35,0 x 7,50	5,086	38,0 x 0,80	0,734	40,0 x 2,00	1,874
35,0 x 8,00	5,327	38,0 x 1,00	0,912	40,0 x 2,20	2,051
35,0 x 9,00	5,771	38,0 x 1,20	1,089	40,0 x 2,50	2,312
35,0 x 10,00	6,165	38,0 x 1,50	1,350	40,0 x 2,80	2,569

❖ Weitere Abmessungen, nächste Seite.

Alle Abmessungen kurzfristig lieferbar.

NAHTLOSE PRÄZISIONSSTAHLROHRE

Werkstoff E235+C oder E355+C

EN 10305-1 (weitere Lieferzustände auf Anfrage)

Stablänge: ca. 3 m oder ca. 6 m / FIXZUSCHNITTE NACH WUNSCH



Abmessung mm	Gewicht kg/m	Abmessung mm	Gewicht kg/m	Abmessung mm	Gewicht kg/m
40,0 x 3,00	2,737	42,0 x 7,50	6,381	45,0 x 2,20	2,322
40,0 x 3,50	3,151	42,0 x 8,00	6,708	45,0 x 2,50	2,620
40,0 x 4,00	3,551	42,0 x 9,00	7,324	45,0 x 2,80	2,914
40,0 x 4,50	3,940	42,0 x 10,00	7,892	45,0 x 3,00	3,107
40,0 x 5,00	4,316	43,0 x 1,00	1,036	45,0 x 3,50	3,582
40,0 x 5,50	4,680	43,0 x 1,20	1,237	45,0 x 4,00	4,044
40,0 x 6,00	5,031	43,0 x 1,50	1,535	45,0 x 4,50	4,495
40,0 x 6,50	5,370	43,0 x 1,80	1,829	45,0 x 5,00	4,932
40,0 x 7,00	5,697	43,0 x 2,00	2,022	45,0 x 5,50	5,358
40,0 x 7,50	6,011	43,0 x 2,20	2,214	45,0 x 6,00	5,771
40,0 x 8,00	6,313	43,0 x 2,50	2,497	45,0 x 6,50	6,172
40,0 x 9,00	6,881	43,0 x 2,80	2,776	45,0 x 7,00	6,560
40,0 x 10,00	7,398	43,0 x 3,00	2,959	45,0 x 7,50	6,936
41,0 x 1,00	0,986	43,0 x 3,50	3,409	45,0 x 8,00	7,300
41,0 x 1,20	1,178	43,0 x 4,00	3,847	45,0 x 9,00	7,990
41,0 x 1,50	1,461	43,0 x 4,50	4,273	45,0 x 10,00	8,632
41,0 x 1,80	1,740	43,0 x 5,00	4,686	46,0 x 1,00	1,110
41,0 x 2,00	1,924	43,0 x 5,50	5,086	46,0 x 1,20	1,326
41,0 x 2,20	2,105	43,0 x 6,00	5,475	46,0 x 1,50	1,646
41,0 x 2,50	2,374	43,0 x 6,50	5,851	46,0 x 1,80	1,962
41,0 x 2,80	2,638	43,0 x 7,00	6,215	46,0 x 2,00	2,170
41,0 x 3,00	2,811	43,0 x 7,50	6,566	46,0 x 2,20	2,376
41,0 x 3,50	3,237	43,0 x 8,00	6,905	46,0 x 2,50	2,682
41,0 x 4,00	3,650	43,0 x 9,00	7,546	46,0 x 2,80	2,983
41,0 x 4,50	4,051	43,0 x 10,00	8,138	46,0 x 3,00	3,181
41,0 x 5,00	4,439	44,0 x 1,00	1,060	46,0 x 3,50	3,668
41,0 x 5,50	4,815	44,0 x 1,20	1,267	46,0 x 4,00	4,143
41,0 x 6,00	5,179	44,0 x 1,50	1,572	46,0 x 4,50	4,606
41,0 x 6,50	5,530	44,0 x 1,80	1,873	46,0 x 5,00	5,056
41,0 x 7,00	5,869	44,0 x 2,00	2,072	46,0 x 5,50	5,493
41,0 x 7,50	6,196	44,0 x 2,20	2,268	46,0 x 6,00	5,919
41,0 x 8,00	6,511	44,0 x 2,50	2,559	46,0 x 6,50	6,332
41,0 x 9,00	7,103	44,0 x 2,80	2,845	46,0 x 7,00	6,733
41,0 x 10,00	7,645	44,0 x 3,00	3,033	46,0 x 7,50	7,121
42,0 x 1,00	1,011	44,0 x 3,50	3,496	46,0 x 8,00	7,497
42,0 x 1,20	1,207	44,0 x 4,00	3,946	46,0 x 9,00	8,212
42,0 x 1,50	1,498	44,0 x 4,50	4,384	46,0 x 10,00	8,878
42,0 x 1,80	1,785	44,0 x 5,00	4,809	47,0 x 1,00	1,134
42,0 x 2,00	1,973	44,0 x 5,50	5,222	47,0 x 1,20	1,355
42,0 x 2,20	2,159	44,0 x 6,00	5,623	47,0 x 1,50	1,683
42,0 x 2,50	2,435	44,0 x 6,50	6,011	47,0 x 1,80	2,006
42,0 x 2,80	2,707	44,0 x 7,00	6,387	47,0 x 2,00	2,220
42,0 x 3,00	2,885	44,0 x 7,50	6,751	47,0 x 2,20	2,431
42,0 x 3,50	3,323	44,0 x 8,00	7,103	47,0 x 2,50	2,744
42,0 x 4,00	3,749	44,0 x 9,00	7,768	47,0 x 2,80	3,052
42,0 x 4,50	4,162	44,0 x 10,00	8,385	47,0 x 3,00	3,255
42,0 x 5,00	4,562	45,0 x 1,00	1,085	47,0 x 3,50	3,755
42,0 x 5,50	4,951	45,0 x 1,20	1,296	47,0 x 4,00	4,242
42,0 x 6,00	5,327	45,0 x 1,50	1,609	47,0 x 4,50	4,717
42,0 x 6,50	5,691	45,0 x 1,80	1,918	47,0 x 5,00	5,179
42,0 x 7,00	6,042	45,0 x 2,00	2,121	47,0 x 5,50	5,629

Alle Abmessungen kurzfristig lieferbar.



NAHTLOSE PRÄZISIONSSTAHLROHRE

Werkstoff E235+C oder E355+C

EN 10305-1 (weitere Lieferzustände auf Anfrage)

Stablänge: ca. 3 m oder ca. 6 m / FIXZUSCHNITTE NACH WUNSCH



Abmessung mm	Gewicht kg/m	Abmessung mm	Gewicht kg/m	Abmessung mm	Gewicht kg/m
47,0 x 6,00	6,067	50,0 x 1,50	1,794	52,0 x 4,50	5,271
47,0 x 6,50	6,492	50,0 x 1,80	2,140	52,0 x 5,00	5,795
47,0 x 7,00	6,905	50,0 x 2,00	2,368	52,0 x 5,50	6,307
47,0 x 7,50	7,306	50,0 x 2,20	2,593	52,0 x 6,00	6,807
47,0 x 8,00	7,694	50,0 x 2,50	2,929	52,0 x 6,50	7,294
47,0 x 9,00	8,434	50,0 x 2,80	3,259	52,0 x 7,00	7,768
47,0 x 10,00	9,125	50,0 x 3,00	3,477	52,0 x 7,50	8,231
48,0 x 1,00	1,159	50,0 x 3,50	4,014	52,0 x 8,00	8,681
48,0 x 1,20	1,385	50,0 x 4,00	4,538	52,0 x 9,00	9,544
48,0 x 1,50	1,720	50,0 x 4,50	5,049	52,0 x 10,00	10,358
48,0 x 1,80	2,051	50,0 x 5,00	5,549	53,0 x 1,00	1,282
48,0 x 2,00	2,269	50,0 x 5,50	6,036	53,0 x 1,20	1,533
48,0 x 2,20	2,485	50,0 x 6,00	6,511	53,0 x 1,50	1,905
48,0 x 2,50	2,805	50,0 x 6,50	6,973	53,0 x 1,80	2,273
48,0 x 2,80	3,121	50,0 x 7,00	7,423	53,0 x 2,00	2,515
48,0 x 3,00	3,329	50,0 x 7,50	7,861	53,0 x 2,20	2,756
48,0 x 3,50	3,841	50,0 x 8,00	8,286	53,0 x 2,50	3,114
48,0 x 4,00	4,340	50,0 x 9,00	9,100	53,0 x 2,80	3,466
48,0 x 4,50	4,827	50,0 x 10,00	9,865	53,0 x 3,00	3,699
48,0 x 5,00	5,302	51,0 x 1,00	1,233	53,0 x 3,50	4,273
48,0 x 5,50	5,765	51,0 x 1,20	1,474	53,0 x 4,00	4,834
48,0 x 6,00	6,215	51,0 x 1,50	1,831	53,0 x 4,50	5,382
48,0 x 6,50	6,652	51,0 x 1,80	2,184	53,0 x 5,00	5,919
48,0 x 7,00	7,078	51,0 x 2,00	2,417	53,0 x 5,50	6,443
48,0 x 7,50	7,491	51,0 x 2,20	2,648	53,0 x 6,00	6,955
48,0 x 8,00	7,892	51,0 x 2,50	2,990	53,0 x 6,50	7,454
48,0 x 9,00	8,656	51,0 x 2,80	3,328	53,0 x 7,00	7,941
48,0 x 10,00	9,371	51,0 x 3,00	3,551	53,0 x 7,50	8,416
49,0 x 1,00	1,184	51,0 x 3,50	4,100	53,0 x 8,00	8,878
49,0 x 1,20	1,415	51,0 x 4,00	4,636	53,0 x 9,00	9,766
49,0 x 1,50	1,757	51,0 x 4,50	5,160	53,0 x 10,00	10,604
49,0 x 1,80	2,095	51,0 x 5,00	5,672	54,0 x 1,00	1,307
49,0 x 2,00	2,318	51,0 x 5,50	6,172	54,0 x 1,20	1,563
49,0 x 2,20	2,539	51,0 x 6,00	6,659	54,0 x 1,50	1,942
49,0 x 2,50	2,867	51,0 x 6,50	7,133	54,0 x 1,80	2,317
49,0 x 2,80	3,190	51,0 x 7,00	7,596	54,0 x 2,00	2,565
49,0 x 3,00	3,403	51,0 x 7,50	8,046	54,0 x 2,20	2,810
49,0 x 3,50	3,927	51,0 x 8,00	8,484	54,0 x 2,50	3,175
49,0 x 4,00	4,439	51,0 x 9,00	9,322	54,0 x 2,80	3,535
49,0 x 4,50	4,938	51,0 x 10,00	10,111	54,0 x 3,00	3,773
49,0 x 5,00	5,426	52,0 x 1,00	1,258	54,0 x 3,50	4,359
49,0 x 5,50	5,900	52,0 x 1,20	1,503	54,0 x 4,00	4,932
49,0 x 6,00	6,363	52,0 x 1,50	1,868	54,0 x 4,50	5,493
49,0 x 6,50	6,813	52,0 x 1,80	2,228	54,0 x 5,00	6,042
49,0 x 7,00	7,250	52,0 x 2,00	2,466	54,0 x 5,50	6,578
49,0 x 7,50	7,676	52,0 x 2,20	2,702	54,0 x 6,00	7,103
49,0 x 8,00	8,089	52,0 x 2,50	3,052	54,0 x 6,50	7,614
49,0 x 9,00	8,878	52,0 x 2,80	3,397	54,0 x 7,00	8,114
49,0 x 10,00	9,618	52,0 x 3,00	3,625	54,0 x 7,50	8,601
50,0 x 1,00	1,208	52,0 x 3,50	4,186	54,0 x 8,00	9,075
50,0 x 1,20	1,444	52,0 x 4,00	4,735	54,0 x 9,00	9,988

❖ Weitere Abmessungen, nächste Seite.

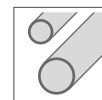
Alle Abmessungen kurzfristig lieferbar.

NAHTLOSE PRÄZISIONSSTAHLROHRE

Werkstoff E235+C oder E355+C

EN 10305-1 (weitere Lieferzustände auf Anfrage)

Stablänge: ca. 3 m oder ca. 6 m / FIXZUSCHNITTE NACH WUNSCH



Abmessung mm	Gewicht kg/m	Abmessung mm	Gewicht kg/m	Abmessung mm	Gewicht kg/m
54,0 x 10,00	10,851	57,0 x 3,00	3,995	59,0 x 7,50	9,526
55,0 x 1,00	1,332	57,0 x 3,50	4,618	59,0 x 8,00	10,062
55,0 x 1,20	1,592	57,0 x 4,00	5,228	59,0 x 9,00	11,098
55,0 x 1,50	1,979	57,0 x 4,50	5,826	59,0 x 10,00	12,084
55,0 x 1,80	2,362	57,0 x 5,00	6,412	60,0 x 1,00	1,455
55,0 x 2,00	2,614	57,0 x 5,50	6,985	60,0 x 1,20	1,740
55,0 x 2,20	2,865	57,0 x 6,00	7,546	60,0 x 1,50	2,164
55,0 x 2,50	3,237	57,0 x 6,50	8,095	60,0 x 1,80	2,584
55,0 x 2,80	3,605	57,0 x 7,00	8,632	60,0 x 2,00	2,861
55,0 x 3,00	3,847	57,0 x 7,50	9,156	60,0 x 2,20	3,136
55,0 x 3,50	4,445	57,0 x 8,00	9,667	60,0 x 2,50	3,545
55,0 x 4,00	5,031	57,0 x 9,00	10,654	60,0 x 2,80	3,950
55,0 x 4,50	5,604	57,0 x 10,00	11,591	60,0 x 3,00	4,217
55,0 x 5,00	6,165	58,0 x 1,00	1,406	60,0 x 3,50	4,877
55,0 x 5,50	6,714	58,0 x 1,20	1,681	60,0 x 4,00	5,524
55,0 x 6,00	7,250	58,0 x 1,50	2,090	60,0 x 4,50	6,159
55,0 x 6,50	7,775	58,0 x 1,80	2,495	60,0 x 5,00	6,782
55,0 x 7,00	8,286	58,0 x 2,00	2,762	60,0 x 5,50	7,392
55,0 x 7,50	8,786	58,0 x 2,20	3,027	60,0 x 6,00	7,990
55,0 x 8,00	9,273	58,0 x 2,50	3,422	60,0 x 6,50	8,576
55,0 x 9,00	10,210	58,0 x 2,80	3,812	60,0 x 7,00	9,149
55,0 x 10,00	11,098	58,0 x 3,00	4,069	60,0 x 7,50	9,710
56,0 x 1,00	1,356	58,0 x 3,50	4,704	60,0 x 9,00	11,320
56,0 x 1,20	1,622	58,0 x 4,00	5,327	60,0 x 10,00	12,331
56,0 x 1,50	2,016	58,0 x 4,50	5,937	61,0 x 1,00	1,480
56,0 x 1,80	2,406	58,0 x 5,00	6,535	61,0 x 1,20	1,770
56,0 x 2,00	2,663	58,0 x 5,50	7,121	61,0 x 1,50	2,201
56,0 x 2,20	2,919	58,0 x 6,00	7,694	61,0 x 1,80	2,628
56,0 x 2,50	3,298	58,0 x 6,50	8,255	61,0 x 2,00	2,910
56,0 x 2,80	3,674	58,0 x 7,00	8,804	61,0 x 2,20	3,190
56,0 x 3,00	3,921	58,0 x 7,50	9,341	61,0 x 2,50	3,607
56,0 x 3,50	4,532	58,0 x 8,00	9,865	61,0 x 2,80	4,019
56,0 x 4,00	5,130	58,0 x 9,00	10,876	61,0 x 3,00	4,291
56,0 x 4,50	5,715	58,0 x 10,00	11,838	61,0 x 3,50	4,963
56,0 x 5,00	6,289	59,0 x 1,00	1,430	61,0 x 4,00	5,623
56,0 x 5,50	6,850	59,0 x 1,20	1,711	61,0 x 4,50	6,270
56,0 x 6,00	7,398	59,0 x 1,50	2,127	61,0 x 5,00	6,905
56,0 x 6,50	7,935	59,0 x 1,80	2,539	61,0 x 5,50	7,528
56,0 x 7,00	8,459	59,0 x 2,00	2,811	61,0 x 6,00	8,138
56,0 x 7,50	8,971	59,0 x 2,20	3,082	61,0 x 6,50	8,736
56,0 x 8,00	9,470	59,0 x 2,50	3,483	61,0 x 7,00	9,322
56,0 x 9,00	10,432	59,0 x 2,80	3,881	61,0 x 7,50	9,895
56,0 x 10,00	11,344	59,0 x 3,00	4,143	61,0 x 8,00	10,456
57,0 x 1,00	1,381	59,0 x 3,50	4,790	61,0 x 9,00	11,542
57,0 x 1,20	1,651	59,0 x 4,00	5,426	61,0 x 10,00	12,577
57,0 x 1,50	2,053	59,0 x 4,50	6,048	62,0 x 1,00	1,504
57,0 x 1,80	2,450	59,0 x 5,00	6,659	62,0 x 1,20	1,799
57,0 x 2,00	2,713	59,0 x 5,50	7,257	62,0 x 1,50	2,238
57,0 x 2,20	2,973	59,0 x 6,00	7,842	62,0 x 1,80	2,672
57,0 x 2,50	3,360	59,0 x 6,50	8,416	62,0 x 2,00	2,959
57,0 x 2,80	3,743	59,0 x 7,00	8,977	62,0 x 2,20	3,244

Alle Abmessungen kurzfristig lieferbar.

NAHTLOSE PRÄZISIONSSTAHLROHRE

Werkstoff E235+C oder E355+C

EN 10305-1 (weitere Lieferzustände auf Anfrage)

Stablänge: ca. 3 m oder ca. 6 m / FIXZUSCHNITTE NACH WUNSCH



Abmessung mm	Gewicht kg/m	Abmessung mm	Gewicht kg/m	Abmessung mm	Gewicht kg/m
62,0 x 2,50	3,668	64,0 x 7,00	9,840	67,0 x 2,20	3,516
62,0 x 2,80	4,088	64,0 x 7,50	10,450	67,0 x 2,50	3,977
62,0 x 3,00	4,365	64,0 x 8,00	11,048	67,0 x 2,80	4,433
62,0 x 3,50	5,049	64,0 x 9,00	12,207	67,0 x 3,00	4,735
62,0 x 4,00	5,721	64,0 x 10,00	13,317	67,0 x 3,50	5,481
62,0 x 4,50	6,381	65,0 x 1,00	1,578	67,0 x 4,00	6,215
62,0 x 5,00	7,029	65,0 x 1,20	1,888	67,0 x 4,50	6,936
62,0 x 5,50	7,664	65,0 x 1,50	2,349	67,0 x 5,00	7,645
62,0 x 6,00	8,296	65,0 x 1,80	2,805	67,0 x 5,50	8,342
62,0 x 6,50	8,897	65,0 x 2,00	3,107	67,0 x 6,00	9,026
62,0 x 7,00	9,495	65,0 x 2,20	3,407	67,0 x 6,50	9,698
62,0 x 7,50	10,080	65,0 x 2,50	3,853	67,0 x 7,00	10,358
62,0 x 8,00	10,654	65,0 x 2,80	4,295	67,0 x 7,50	11,005
62,0 x 9,00	11,764	65,0 x 3,00	4,587	67,0 x 8,00	11,640
62,0 x 10,00	12,824	65,0 x 3,50	5,308	67,0 x 9,00	12,873
63,0 x 1,00	1,529	65,0 x 4,00	6,017	67,0 x 10,00	14,057
63,0 x 1,20	1,829	65,0 x 4,50	6,714	68,0 x 1,00	1,652
63,0 x 1,50	2,275	65,0 x 5,00	7,398	68,0 x 1,20	1,977
63,0 x 1,80	2,717	65,0 x 6,00	8,730	68,0 x 1,50	2,460
63,0 x 2,00	3,009	65,0 x 6,50	9,378	68,0 x 1,80	2,939
63,0 x 2,50	3,730	65,0 x 7,00	10,013	68,0 x 2,00	3,255
63,0 x 2,80	4,157	65,0 x 7,50	10,635	68,0 x 2,20	3,570
63,0 x 3,00	4,439	65,0 x 8,00	11,246	68,0 x 2,50	4,038
63,0 x 3,50	5,136	65,0 x 9,00	12,429	68,0 x 2,80	4,502
63,0 x 4,00	5,820	65,0 x 10,00	13,564	68,0 x 3,00	4,809
63,0 x 4,50	6,492	66,0 x 1,00	1,603	68,0 x 3,50	5,567
63,0 x 5,00	7,152	66,0 x 1,20	1,918	68,0 x 4,00	6,313
63,0 x 5,50	7,799	66,0 x 1,50	2,386	68,0 x 4,50	7,047
63,0 x 6,00	8,434	66,0 x 1,80	2,850	68,0 x 5,00	7,768
63,0 x 6,50	9,057	66,0 x 2,00	3,157	68,0 x 5,50	8,477
63,0 x 7,00	9,667	66,0 x 2,20	3,461	68,0 x 6,00	9,174
63,0 x 7,50	10,265	66,0 x 2,50	3,915	68,0 x 6,50	9,858
63,0 x 8,00	10,851	66,0 x 2,80	4,364	68,0 x 7,00	10,530
63,0 x 9,00	11,985	66,0 x 3,00	4,661	68,0 x 7,50	11,190
63,0 x 10,00	13,071	66,0 x 3,50	5,395	68,0 x 8,00	11,838
64,0 x 1,00	1,554	66,0 x 4,00	6,116	68,0 x 9,00	13,095
64,0 x 1,20	1,858	66,0 x 4,50	6,825	68,0 x 10,00	14,304
64,0 x 1,50	2,312	66,0 x 5,00	7,522	69,0 x 1,00	1,677
64,0 x 1,80	2,761	66,0 x 5,50	8,206	69,0 x 1,20	2,006
64,0 x 2,00	3,058	66,0 x 6,00	8,878	69,0 x 1,50	2,497
64,0 x 2,20	3,353	66,0 x 6,50	9,538	69,0 x 1,80	2,983
64,0 x 2,50	3,792	66,0 x 7,00	10,185	69,0 x 2,00	3,305
64,0 x 2,80	4,226	66,0 x 7,50	10,820	69,0 x 2,20	3,624
64,0 x 3,00	4,513	66,0 x 8,00	11,443	69,0 x 2,50	4,100
64,0 x 3,50	5,222	66,0 x 9,00	12,651	69,0 x 2,80	4,571
64,0 x 4,00	5,919	66,0 x 10,00	13,810	69,0 x 3,00	4,883
64,0 x 4,50	6,603	67,0 x 1,00	1,628	69,0 x 3,50	5,654
64,0 x 5,00	7,275	67,0 x 1,20	1,947	69,0 x 4,00	6,412
64,0 x 5,50	7,935	67,0 x 1,50	2,423	69,0 x 4,50	7,158
64,0 x 6,00	8,582	67,0 x 1,80	2,894	69,0 x 5,00	7,892
64,0 x 6,50	9,217	67,0 x 2,00	3,206	69,0 x 5,50	8,613

❖ Weitere Abmessungen, nächste Seite.

Alle Abmessungen kurzfristig lieferbar.

NAHTLOSE PRÄZISIONSSTAHLROHRE

Werkstoff E235+C oder E355+C

EN 10305-1 (weitere Lieferzustände auf Anfrage)

Stablänge: ca. 3 m oder ca. 6 m / FIXZUSCHNITTE NACH WUNSCH



Abmessung mm	Gewicht kg/m	Abmessung mm	Gewicht kg/m	Abmessung mm	Gewicht kg/m
69,0 x 6,00	9,322	72,0 x 1,50	2,608	74,0 x 4,50	7,713
69,0 x 6,50	10,019	72,0 x 1,80	3,116	74,0 x 5,00	8,508
69,0 x 7,00	10,703	72,0 x 2,00	3,453	74,0 x 5,50	9,291
69,0 x 7,50	11,375	72,0 x 2,20	3,787	74,0 x 6,00	10,062
69,0 x 8,00	12,035	72,0 x 2,50	4,285	74,0 x 6,50	10,820
69,0 x 9,00	13,317	72,0 x 2,80	4,778	74,0 x 7,00	11,586
69,0 x 10,00	14,550	72,0 x 3,00	5,105	74,0 x 7,50	12,300
70,0 x 1,00	1,702	72,0 x 3,50	5,913	74,0 x 8,00	13,021
70,0 x 1,20	2,036	72,0 x 4,00	6,708	74,0 x 9,00	14,427
70,0 x 1,50	2,534	72,0 x 4,50	7,491	74,0 x 10,00	15,783
70,0 x 1,80	3,027	72,0 x 5,00	8,262	75,0 x 1,00	1,825
70,0 x 2,00	3,354	72,0 x 5,50	9,020	75,0 x 1,20	2,184
70,0 x 2,20	3,679	72,0 x 6,00	9,766	75,0 x 1,50	2,719
70,0 x 2,50	4,162	72,0 x 6,50	10,500	75,0 x 1,80	3,249
70,0 x 2,80	4,640	72,0 x 7,00	11,221	75,0 x 2,00	3,601
70,0 x 3,00	4,957	72,0 x 7,50	11,930	75,0 x 2,20	3,950
70,0 x 3,50	5,740	72,0 x 8,00	12,627	75,0 x 2,50	4,470
70,0 x 4,00	6,511	72,0 x 9,00	13,983	75,0 x 2,80	4,986
70,0 x 4,50	7,269	72,0 x 10,00	15,290	75,0 x 3,00	5,327
70,0 x 5,00	8,015	73,0 x 1,00	1,776	75,0 x 3,50	6,172
70,0 x 5,50	8,749	73,0 x 1,20	2,125	75,0 x 4,00	7,004
70,0 x 6,00	9,470	73,0 x 1,50	2,645	75,0 x 4,50	7,824
70,0 x 6,50	10,179	73,0 x 1,80	3,161	75,0 x 5,00	8,632
70,0 x 7,00	10,876	73,0 x 2,00	3,502	75,0 x 5,50	9,427
70,0 x 7,50	11,560	73,0 x 2,20	3,841	75,0 x 6,00	10,210
70,0 x 8,00	12,232	73,0 x 2,50	4,347	75,0 x 6,50	10,981
70,0 x 9,00	13,539	73,0 x 2,80	4,847	75,0 x 7,00	11,739
70,0 x 10,00	14,797	73,0 x 3,00	5,179	75,0 x 7,50	12,485
71,0 x 1,00	1,726	73,0 x 3,50	5,999	75,0 x 8,00	13,219
71,0 x 1,20	2,066	73,0 x 4,00	6,807	75,0 x 9,00	14,649
71,0 x 1,50	2,571	73,0 x 4,50	7,602	75,0 x 10,00	16,030
71,0 x 1,80	3,072	73,0 x 5,00	8,385	76,0 x 1,00	1,850
71,0 x 2,00	3,409	73,0 x 5,50	9,156	76,0 x 1,20	2,214
71,0 x 2,20	3,733	73,0 x 6,00	9,914	76,0 x 1,50	2,756
71,0 x 2,50	4,223	73,0 x 6,50	10,660	76,0 x 1,80	3,294
71,0 x 2,80	4,709	73,0 x 7,00	11,394	76,0 x 2,00	3,650
71,0 x 3,00	5,031	73,0 x 7,50	12,115	76,0 x 2,20	4,004
71,0 x 3,50	5,826	73,0 x 8,00	12,824	76,0 x 2,50	4,532
71,0 x 4,00	6,609	73,0 x 9,00	14,205	76,0 x 2,80	5,055
71,0 x 4,50	7,380	73,0 x 10,00	15,537	76,0 x 3,00	5,401
71,0 x 5,00	8,138	74,0 x 1,00	1,800	76,0 x 3,50	6,258
71,0 x 5,50	8,884	74,0 x 1,20	2,154	76,0 x 4,00	7,103
71,0 x 6,00	9,618	74,0 x 1,50	2,682	76,0 x 4,50	7,935
71,0 x 6,50	10,339	74,0 x 1,80	3,205	76,0 x 5,00	8,755
71,0 x 7,00	11,048	74,0 x 2,00	3,551	76,0 x 5,50	9,562
71,0 x 7,50	11,745	74,0 x 2,20	3,896	76,0 x 6,00	10,358
71,0 x 8,00	12,429	74,0 x 2,50	4,408	76,0 x 6,50	11,141
71,0 x 9,00	13,761	74,0 x 2,80	4,917	76,0 x 7,00	11,912
71,0 x 10,00	15,044	74,0 x 3,00	5,253	76,0 x 7,50	12,670
72,0 x 1,00	1,751	74,0 x 3,50	6,085	76,0 x 8,00	13,416
72,0 x 1,20	2,095	74,0 x 4,00	6,905	76,0 x 9,00	14,871

Alle Abmessungen kurzfristig lieferbar.



NAHTLOSE PRÄZISIONSSTAHLROHRE

Werkstoff E235+C oder E355+C

EN 10305-1 (weitere Lieferzustände auf Anfrage)

Stablänge: ca. 3 m oder ca. 6 m / FIXZUSCHNITTE NACH WUNSCH



Abmessung mm	Gewicht kg/m	Abmessung mm	Gewicht kg/m	Abmessung mm	Gewicht kg/m
76,0 x 10,00	16,277	79,0 x 3,00	5,623	82,0 x 9,00	16,203
77,0 x 1,00	1,874	79,0 x 3,50	6,517	82,0 x 10,00	17,756
77,0 x 1,20	2,243	79,0 x 4,00	7,398	83,0 x 1,50	3,015
77,0 x 1,50	2,793	79,0 x 4,50	8,268	83,0 x 1,80	3,605
77,0 x 1,80	3,338	79,0 x 5,00	9,125	83,0 x 2,00	3,995
77,0 x 2,00	3,699	79,0 x 5,50	9,969	83,0 x 2,20	4,384
77,0 x 2,20	4,058	79,0 x 6,00	10,802	83,0 x 2,50	4,963
77,0 x 2,50	4,593	79,0 x 6,50	11,622	83,0 x 2,80	5,538
77,0 x 2,80	5,124	79,0 x 7,00	12,429	83,0 x 3,00	5,919
77,0 x 3,00	5,475	79,0 x 7,50	13,225	83,0 x 3,50	6,862
77,0 x 3,50	6,344	79,0 x 8,00	14,008	83,0 x 4,00	7,793
77,0 x 4,00	7,201	79,0 x 9,00	15,537	83,0 x 4,50	8,712
77,0 x 4,50	8,046	79,0 x 10,00	17,016	83,0 x 5,00	9,618
77,0 x 5,00	8,878	80,0 x 1,00	1,948	83,0 x 5,50	10,512
77,0 x 5,50	9,698	80,0 x 1,20	2,332	83,0 x 6,00	11,394
77,0 x 6,00	10,506	80,0 x 1,50	2,904	83,0 x 6,50	12,263
77,0 x 6,50	11,301	80,0 x 1,80	3,471	83,0 x 7,00	13,120
77,0 x 7,00	12,084	80,0 x 2,00	3,847	83,0 x 7,50	13,965
77,0 x 7,50	12,855	80,0 x 2,20	4,221	83,0 x 8,00	14,797
77,0 x 8,00	13,613	80,0 x 2,50	4,778	83,0 x 9,00	16,425
77,0 x 9,00	15,093	80,0 x 2,80	5,331	83,0 x 10,00	18,003
77,0 x 10,00	16,523	80,0 x 3,00	5,697	84,0 x 1,50	3,052
78,0 x 1,00	1,899	80,0 x 3,50	6,603	84,0 x 1,80	3,649
78,0 x 1,20	2,273	80,0 x 4,00	7,497	84,0 x 2,00	4,044
78,0 x 1,50	2,830	80,0 x 4,50	8,379	84,0 x 2,20	4,438
78,0 x 1,80	3,383	80,0 x 5,00	9,248	84,0 x 2,50	5,025
78,0 x 2,00	3,749	80,0 x 5,50	10,105	84,0 x 2,80	5,607
78,0 x 2,20	4,113	80,0 x 6,00	10,950	84,0 x 3,00	5,993
78,0 x 2,50	4,655	80,0 x 6,50	11,782	84,0 x 3,50	6,948
78,0 x 2,80	5,193	80,0 x 7,00	12,602	84,0 x 4,00	7,892
78,0 x 3,00	5,549	80,0 x 7,50	13,410	84,0 x 4,50	8,823
78,0 x 3,50	6,430	80,0 x 8,00	14,205	84,0 x 5,00	9,741
78,0 x 4,00	7,300	80,0 x 9,00	15,759	84,0 x 5,50	10,648
78,0 x 4,50	8,157	80,0 x 10,00	17,263	84,0 x 6,00	11,542
78,0 x 5,00	9,001	82,0 x 1,50	2,978	84,0 x 6,50	12,423
78,0 x 5,50	9,834	82,0 x 1,80	3,560	84,0 x 7,00	13,293
78,0 x 6,00	10,654	82,0 x 2,00	3,946	84,0 x 7,50	14,150
78,0 x 6,50	11,461	82,0 x 2,20	4,330	84,0 x 8,00	14,994
78,0 x 7,00	12,257	82,0 x 2,50	4,901	84,0 x 9,00	16,647
78,0 x 7,50	13,040	82,0 x 2,80	5,469	84,0 x 10,00	18,250
78,0 x 8,00	13,810	82,0 x 3,00	5,845	85,0 x 1,50	3,089
78,0 x 9,00	15,315	82,0 x 3,50	6,776	85,0 x 1,80	3,693
78,0 x 10,00	16,770	82,0 x 4,00	7,694	85,0 x 2,00	4,094
79,0 x 1,00	1,924	82,0 x 4,50	8,601	85,0 x 2,20	4,492
79,0 x 1,20	2,302	82,0 x 5,00	9,495	85,0 x 2,50	5,086
79,0 x 1,50	2,867	82,0 x 5,50	10,376	85,0 x 2,80	5,676
79,0 x 1,80	3,427	82,0 x 6,00	11,246	85,0 x 3,00	6,067
79,0 x 2,00	3,798	82,0 x 6,50	12,103	85,0 x 3,50	7,035
79,0 x 2,20	4,167	82,0 x 7,00	12,947	85,0 x 4,00	7,990
79,0 x 2,50	4,717	82,0 x 7,50	13,780	85,0 x 4,50	8,934
79,0 x 2,80	5,262	82,0 x 8,00	14,600	85,0 x 5,00	9,865

❖ Weitere Abmessungen, nächste Seite.

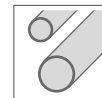
Alle Abmessungen kurzfristig lieferbar.

NAHTLOSE PRÄZISIONSSTAHLROHRE

Werkstoff E235+C oder E355+C

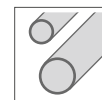
EN 10305-1 (weitere Lieferzustände auf Anfrage)

Stablänge: ca. 3 m oder ca. 6 m / FIXZUSCHNITTE NACH WUNSCH



Abmessung mm	Gewicht kg/m	Abmessung mm	Gewicht kg/m	Abmessung mm	Gewicht kg/m
85,0 x 5,50	10,783	89,0 x 2,80	5,952	92,0 x 10,00	20,222
85,0 x 6,00	11,690	89,0 x 3,00	6,363	93,0 x 1,50	3,385
85,0 x 6,50	12,584	89,0 x 3,50	7,380	93,0 x 1,80	4,048
85,0 x 7,00	13,465	89,0 x 4,00	8,385	93,0 x 2,00	4,488
85,0 x 7,50	14,334	89,0 x 4,50	9,378	93,0 x 2,20	4,926
85,0 x 8,00	15,191	89,0 x 5,00	10,358	93,0 x 2,50	5,580
85,0 x 9,00	16,868	89,0 x 5,50	11,326	93,0 x 2,80	6,229
85,0 x 10,00	18,496	89,0 x 6,00	12,281	93,0 x 3,00	6,659
86,0 x 1,50	3,126	89,0 x 6,50	13,225	93,0 x 3,50	7,725
86,0 x 1,80	3,738	89,0 x 7,00	14,156	93,0 x 4,00	8,779
86,0 x 2,00	4,143	89,0 x 7,50	15,074	93,0 x 4,50	9,821
86,0 x 2,20	4,547	89,0 x 8,00	15,981	93,0 x 5,00	10,851
86,0 x 2,50	5,148	89,0 x 9,00	17,756	93,0 x 5,50	11,868
86,0 x 2,80	5,745	89,0 x 10,00	19,483	93,0 x 6,00	12,873
86,0 x 3,00	6,141	90,0 x 1,50	3,274	93,0 x 6,50	13,866
86,0 x 3,50	7,121	90,0 x 1,80	3,915	93,0 x 7,00	14,846
86,0 x 4,00	8,089	90,0 x 2,00	4,340	93,0 x 7,50	15,814
86,0 x 4,50	9,045	90,0 x 2,20	4,764	93,0 x 8,00	16,770
86,0 x 5,00	9,988	90,0 x 2,50	5,395	93,0 x 9,00	18,644
86,0 x 5,50	10,919	90,0 x 2,80	6,021	93,0 x 10,00	20,469
86,0 x 6,00	11,838	90,0 x 3,00	6,437	94,0 x 1,50	3,422
86,0 x 6,50	12,744	90,0 x 3,50	7,466	94,0 x 1,80	4,093
86,0 x 7,00	13,638	90,0 x 4,00	8,484	94,0 x 2,00	4,538
86,0 x 7,50	14,519	90,0 x 4,50	9,489	94,0 x 2,20	4,981
86,0 x 8,00	15,389	90,0 x 5,00	10,481	94,0 x 2,50	5,641
86,0 x 9,00	17,090	90,0 x 5,50	11,461	94,0 x 2,80	6,298
86,0 x 10,00	18,743	90,0 x 6,00	12,426	94,0 x 3,00	6,733
88,0 x 1,50	3,200	90,0 x 6,50	13,385	94,0 x 3,50	7,812
88,0 x 1,80	3,826	90,0 x 7,00	14,328	94,0 x 4,00	8,878
88,0 x 2,00	4,242	90,0 x 7,50	15,259	94,0 x 4,50	9,932
88,0 x 2,20	4,655	90,0 x 8,00	16,178	94,0 x 5,00	10,974
88,0 x 2,50	5,271	90,0 x 9,00	17,978	94,0 x 5,50	12,004
88,0 x 2,80	5,883	90,0 x 10,00	19,729	94,0 x 6,00	13,021
88,0 x 3,00	6,289	92,0 x 1,50	3,348	94,0 x 6,50	14,026
88,0 x 3,50	7,294	92,0 x 1,80	4,004	94,0 x 7,00	15,019
88,0 x 4,00	8,286	92,0 x 2,00	4,439	94,0 x 7,50	15,999
88,0 x 4,50	9,267	92,0 x 2,20	4,872	94,0 x 8,00	16,967
88,0 x 5,00	10,235	92,0 x 2,50	5,518	94,0 x 9,00	18,866
88,0 x 5,50	11,190	92,0 x 2,80	6,159	94,0 x 10,00	20,716
88,0 x 6,00	12,133	92,0 x 3,00	6,585	95,0 x 1,50	3,459
88,0 x 6,50	13,064	92,0 x 3,50	7,639	95,0 x 1,80	4,137
88,0 x 7,00	13,983	92,0 x 4,00	8,681	95,0 x 2,00	4,587
88,0 x 7,50	14,889	92,0 x 4,50	9,710	95,0 x 2,20	5,035
88,0 x 8,00	15,783	92,0 x 5,00	10,728	95,0 x 2,50	5,703
88,0 x 9,00	17,534	92,0 x 5,50	11,733	95,0 x 2,80	6,367
88,0 x 10,00	19,236	92,0 x 6,00	12,725	95,0 x 3,00	6,807
89,0 x 1,50	3,237	92,0 x 6,50	13,706	95,0 x 3,50	7,898
89,0 x 1,80	3,871	92,0 x 7,00	14,674	95,0 x 4,00	8,977
89,0 x 2,00	4,291	92,0 x 7,50	15,629	95,0 x 4,50	10,043
89,0 x 2,20	4,709	92,0 x 8,00	16,573	95,0 x 5,00	11,098
89,0 x 2,50	5,333	92,0 x 9,00	18,422	95,0 x 5,50	12,140

Alle Abmessungen kurzfristig lieferbar.



NAHTLOSE PRÄZISIONSSTAHLROHRE

Werkstoff E235+C oder E355+C

EN 10305-1 (weitere Lieferzustände auf Anfrage)

Stablänge: ca. 3 m oder ca. 6 m / FIXZUSCHNITTE NACH WUNSCH



Abmessung mm	Gewicht kg/m	Abmessung mm	Gewicht kg/m	Abmessung mm	Gewicht kg/m
95,0 x 6,00	13,169	102,0 x 5,00	11,961	106,0 x 5,00	12,454
95,0 x 6,50	14,187	102,0 x 5,50	13,089	106,0 x 5,50	13,632
95,0 x 7,00	15,191	102,0 x 6,00	14,205	106,0 x 6,00	14,797
95,0 x 7,50	16,184	102,0 x 6,50	15,309	106,0 x 6,50	15,950
95,0 x 8,00	17,164	102,0 x 7,00	16,400	106,0 x 7,00	17,090
95,0 x 9,00	19,088	102,0 x 7,50	17,479	106,0 x 7,50	18,219
95,0 x 10,00	20,962	102,0 x 8,00	18,545	106,0 x 8,00	19,335
98,0 x 1,80	4,270	102,0 x 9,00	20,642	106,0 x 9,00	21,529
98,0 x 2,00	4,735	102,0 x 10,00	22,689	106,0 x 10,00	23,675
98,0 x 2,20	5,198	103,0 x 2,00	4,982	108,0 x 2,00	5,228
98,0 x 2,50	5,888	103,0 x 2,20	5,469	108,0 x 2,20	5,740
98,0 x 2,80	6,574	103,0 x 2,50	6,196	108,0 x 2,50	6,504
98,0 x 3,00	7,029	103,0 x 2,80	6,919	108,0 x 2,80	7,264
98,0 x 3,50	8,157	103,0 x 3,00	7,398	108,0 x 3,00	7,768
98,0 x 4,00	9,273	103,0 x 3,50	8,588	108,0 x 3,50	9,020
98,0 x 4,50	10,376	103,0 x 4,00	9,766	108,0 x 4,00	10,259
98,0 x 5,00	11,468	103,0 x 4,50	10,931	108,0 x 4,50	11,486
98,0 x 5,50	12,547	103,0 x 5,00	12,084	108,0 x 5,00	12,701
98,0 x 6,00	13,613	103,0 x 5,50	13,225	108,0 x 5,50	13,903
98,0 x 6,50	14,667	103,0 x 6,00	14,353	108,0 x 6,00	15,093
98,0 x 7,00	15,709	103,0 x 6,50	15,469	108,0 x 6,50	16,270
98,0 x 7,50	16,739	103,0 x 7,00	16,573	108,0 x 7,00	17,436
98,0 x 8,00	17,756	103,0 x 7,50	17,664	108,0 x 7,50	18,589
98,0 x 9,00	19,754	103,0 x 8,00	18,743	108,0 x 8,00	19,729
98,0 x 10,00	21,702	103,0 x 9,00	20,864	108,0 x 9,00	21,973
100,0 x 1,80	4,359	103,0 x 10,00	22,935	108,0 x 10,00	24,168
100,0 x 2,00	4,834	105,0 x 2,00	5,080	110,0 x 2,00	5,327
100,0 x 2,20	5,306	105,0 x 2,20	5,577	110,0 x 2,20	5,849
100,0 x 2,50	6,011	105,0 x 2,50	6,320	110,0 x 2,50	6,628
100,0 x 2,80	6,712	105,0 x 2,80	7,057	110,0 x 2,80	7,402
100,0 x 3,00	7,176	105,0 x 3,00	7,546	110,0 x 3,00	7,916
100,0 x 3,50	8,329	105,0 x 3,50	8,761	110,0 x 3,50	9,193
100,0 x 4,00	9,470	105,0 x 4,00	9,963	110,0 x 4,00	10,456
100,0 x 4,50	10,598	105,0 x 4,50	11,153	110,0 x 4,50	11,708
100,0 x 5,00	11,714	105,0 x 5,00	12,331	110,0 x 5,00	12,947
100,0 x 5,50	12,818	105,0 x 5,50	13,496	110,0 x 5,50	14,174
100,0 x 6,00	13,909	105,0 x 6,00	14,649	110,0 x 6,00	15,389
100,0 x 6,50	14,988	105,0 x 6,50	15,790	110,0 x 6,50	16,591
100,0 x 7,00	16,055	105,0 x 7,00	16,918	110,0 x 7,00	17,781
100,0 x 7,50	17,109	105,0 x 7,50	18,034	110,0 x 7,50	18,959
100,0 x 8,00	18,151	105,0 x 8,00	19,137	110,0 x 8,00	20,124
100,0 x 9,00	20,198	105,0 x 9,00	21,308	110,0 x 9,00	22,417
100,0 x 10,00	22,195	105,0 x 10,00	23,428	110,0 x 10,00	24,662
102,0 x 2,00	4,932	106,0 x 2,00	5,130	114,0 x 2,00	5,524
102,0 x 2,20	5,415	106,0 x 2,20	5,632	114,0 x 2,20	6,066
102,0 x 2,50	6,135	106,0 x 2,50	6,381	114,0 x 2,50	6,874
102,0 x 2,80	6,850	106,0 x 2,80	7,126	114,0 x 2,80	7,679
102,0 x 3,00	7,324	106,0 x 3,00	7,620	114,0 x 3,00	8,212
102,0 x 3,50	8,502	106,0 x 3,50	8,847	114,0 x 3,50	9,538
102,0 x 4,00	9,667	106,0 x 4,00	10,062	114,0 x 4,00	10,851
102,0 x 4,50	10,820	106,0 x 4,50	11,264	114,0 x 4,50	12,152

❖ Weitere Abmessungen, nächste Seite.

Alle Abmessungen kurzfristig lieferbar.

NAHTLOSE PRÄZISIONSSTAHLROHRE

Werkstoff E235+C oder E355+C

EN 10305-1 (weitere Lieferzustände auf Anfrage)

Stablänge: ca. 3 m oder ca. 6 m / FIXZUSCHNITTE NACH WUNSCH



Abmessung mm	Gewicht kg/m	Abmessung mm	Gewicht kg/m	Abmessung mm	Gewicht kg/m
114,0 x 5,00	13,441	115,0 x 6,50	17,393	118,0 x 8,00	21,702
114,0 x 5,50	14,717	115,0 x 7,00	18,644	118,0 x 9,00	24,193
114,0 x 6,00	15,981	115,0 x 7,50	19,883	118,0 x 10,00	26,634
114,0 x 6,50	17,232	115,0 x 8,00	21,11	120,0 x 2,00	5,820
114,0 x 7,00	18,471	115,0 x 9,00	23,527	120,0 x 2,20	6,391
114,0 x 7,50	19,698	115,0 x 10,00	25,895	120,0 x 2,50	7,244
114,0 x 8,00	20,913	118,0 x 2,00	5,721	120,0 x 2,80	8,093
114,0 x 9,00	23,305	118,0 x 2,20	6,283	120,0 x 3,00	8,656
114,0 x 10,00	25,648	118,0 x 2,50	7,121	120,0 x 3,50	10,056
115,0 x 2,00	5,573	118,0 x 2,80	7,955	120,0 x 4,00	11,443
115,0 x 2,20	6,12	118,0 x 3,00	8,508	120,0 x 4,50	12,818
115,0 x 2,50	6,936	118,0 x 3,50	9,883	120,0 x 5,00	14,180
115,0 x 2,80	7,748	118,0 x 4,00	11,246	120,0 x 5,50	15,531
115,0 x 3,00	8,296	118,0 x 4,50	12,596	120,0 x 6,00	16,868
115,0 x 3,50	9,624	118,0 x 5,00	13,934	120,0 x 6,50	18,194
115,0 x 4,00	10,95	118,0 x 5,50	15,259	120,0 x 7,00	19,507
115,0 x 4,50	12,263	118,0 x 6,00	16,573	120,0 x 7,50	20,808
115,0 x 5,00	13,564	118,0 x 6,50	17,873	120,0 x 8,00	22,097
115,0 x 5,50	14,852	118,0 x 7,00	19,162	120,0 x 9,00	24,637
115,0 x 6,00	16,129	118,0 x 7,50	20,438	120,0 x 10,00	27,128

Alle Abmessungen kurzfristig lieferbar.

NAHTLOSE HYDRAULIKLEITUNGSROHRE

Werkstoff E235+C oder E355+C, galvanisch bzw. elektrolytisch verzinkt

EN 10305-1 (weitere Lieferzustände auf Anfrage)

Stablänge: ca. 3 m oder ca. 6 m / FIXZUSCHNITTE NACH WUNSCH



Abmessung mm	Gewicht kg/m	Abmessung mm	Gewicht kg/m	Abmessung mm	Gewicht kg/m
4,0 x 0,50	0,043	13,0 x 2,00	0,543	20,0 x 1,50	0,684
4,0 x 0,75	0,060	13,0 x 3,00	0,740	20,0 x 2,00	0,888
4,0 x 1,00	0,074	14,0 x 1,00	0,321	20,0 x 2,50	1,079
5,0 x 0,75	0,079	14,0 x 1,50	0,462	20,0 x 3,00	1,258
5,0 x 1,00	0,099	14,0 x 2,00	0,592	20,0 x 3,50	1,424
5,0 x 1,50	0,129	14,0 x 2,50	0,709	20,0 x 4,00	1,578
6,0 x 0,75	0,097	14,0 x 3,00	0,814	20,0 x 5,00	1,850
6,0 x 1,00	0,123	14,0 x 3,50	0,906	22,0 x 1,00	0,518
6,0 x 1,50	0,166	15,0 x 1,00	0,345	22,0 x 1,50	0,758
6,0 x 2,00	0,197	15,0 x 1,50	0,499	22,0 x 2,00	0,986
6,0 x 2,25	0,208	15,0 x 2,00	0,641	22,0 x 2,50	1,202
7,0 x 1,50	0,203	15,0 x 2,50	0,771	22,0 x 3,00	1,406
8,0 x 1,00	0,173	15,0 x 3,00	0,888	22,0 x 3,50	1,597
8,0 x 1,50	0,240	15,0 x 3,50	0,993	22,0 x 4,00	1,776
8,0 x 2,00	0,296	15,0 x 4,00	1,085	22,0 x 5,00	2,096
8,0 x 2,50	0,339	16,0 x 1,00	0,370	25,0 x 1,00	0,592
9,0 x 1,00	0,197	16,0 x 1,50	0,536	25,0 x 1,50	0,869
10,0 x 1,00	0,222	16,0 x 2,00	0,691	25,0 x 2,00	1,134
10,0 x 1,50	0,314	16,0 x 2,50	0,832	25,0 x 2,50	1,387
10,0 x 2,00	0,395	16,0 x 3,00	0,962	25,0 x 3,00	1,628
10,0 x 2,50	0,462	16,0 x 4,00	1,184	25,0 x 3,50	1,856
10,0 x 3,00	0,518	18,0 x 1,00	0,419	25,0 x 4,00	2,072
12,0 x 1,00	0,271	18,0 x 1,50	0,610	25,0 x 4,50	2,275
12,0 x 1,50	0,388	18,0 x 2,00	0,789	25,0 x 5,00	2,466
12,0 x 2,00	0,493	18,0 x 2,50	0,956	26,0 x 3,00	1,702
12,0 x 2,50	0,586	18,0 x 3,00	1,110	28,0 x 1,00	0,666
12,0 x 3,00	0,666	18,0 x 4,00	1,381	28,0 x 1,50	0,980
12,0 x 4,00	0,789	19,0 x 1,50	0,647	28,0 x 2,00	1,282
13,0 x 1,50	0,425	20,0 x 1,00	0,469	28,0 x 2,50	1,572

❖ Weitere Abmessungen, nächste Seite.

Alle Abmessungen kurzfristig lieferbar.

NAHTLOSE HYDRAULIKLEITUNGSRÖHRE

Werkstoff E235+N oder E355+N, galvanisch verzinkt

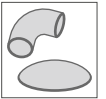
EN 10305-4 (weitere Lieferzustände auf Anfrage)

Stablänge: ca. 3 m oder ca. 6 m / FIXZUSCHNITTE NACH WUNSCH



Abmessung mm	Gewicht kg/m	Abmessung mm	Gewicht kg/m	Abmessung mm	Gewicht kg/m
28,0 x 3,00	1,850	35,0 x 5,00	3,699	45,0 x 3,50	3,582
28,0 x 3,50	2,115	35,0 x 6,00	4,291	45,0 x 4,00	4,044
28,0 x 4,00	2,368	38,0 x 1,50	1,350	45,0 x 5,00	4,932
28,0 x 4,50	2,608	38,0 x 2,00	1,776	45,0 x 6,00	5,771
28,0 x 5,00	2,836	38,0 x 2,50	2,189	45,0 x 7,00	6,560
28,0 x 6,00	3,255	38,0 x 3,00	2,589	48,0 x 5,00	5,302
30,0 x 1,00	0,715	38,0 x 3,50	2,978	50,0 x 2,50	2,929
30,0 x 1,50	1,054	38,0 x 4,00	3,354	50,0 x 3,00	3,477
30,0 x 2,00	1,381	38,0 x 4,50	3,718	50,0 x 4,00	4,538
30,0 x 2,50	1,695	38,0 x 5,00	4,069	50,0 x 5,00	5,549
30,0 x 3,00	1,998	38,0 x 6,00	4,735	50,0 x 6,00	6,511
30,0 x 3,50	2,287	38,0 x 7,00	5,352	50,0 x 8,00	8,286
30,0 x 4,00	2,565	38,0 x 8,00	5,919	50,0 x 9,00	9,100
30,0 x 4,50	2,830	40,0 x 2,00	1,874	50,0 x 10,00	9,865
30,0 x 5,00	3,083	40,0 x 2,50	2,312	57,0 x 3,00	3,995
30,0 x 6,00	3,551	40,0 x 3,00	2,737	60,0 x 3,00	4,217
32,0 x 1,50	1,128	40,0 x 4,00	3,551	60,0 x 4,00	5,524
32,0 x 2,00	1,480	40,0 x 5,00	4,316	60,0 x 5,00	6,782
32,0 x 2,50	1,819	40,0 x 6,00	5,031	60,0 x 6,00	7,990
32,0 x 3,00	2,146	42,0 x 1,50	1,498	60,0 x 7,00	9,149
32,0 x 3,50	2,460	42,0 x 2,00	1,973	60,0 x 8,00	10,259
32,0 x 4,00	2,762	42,0 x 2,50	2,435	60,0 x 10,00	12,331
35,0 x 1,50	1,239	42,0 x 3,00	2,885	65,0 x 8,00	11,246
35,0 x 2,00	1,628	42,0 x 4,00	3,749	70,0 x 3,00	4,957
35,0 x 2,50	2,004	42,0 x 4,50	4,162	70,0 x 5,00	8,015
35,0 x 3,00	2,368	42,0 x 5,00	4,562	80,0 x 10,00	17,263
35,0 x 3,50	2,719	45,0 x 2,00	2,121	100,0 x 10,00	22,195
35,0 x 4,00	3,058	45,0 x 2,50	2,620		
35,0 x 4,50	3,385	45,0 x 3,00	3,107		

Alle Abmessungen kurzfristig lieferbar.



Abmessungen		Siederohrbogen 90° Norm 3S	Rohrbögen flachgewölbt	Klopperböden tiefgewölbt	Geländerohrböden 90°
mm	Zoll				
21,3	1/2	●	○		●
26,9	3/4	●	●		●
33,7	1	●	●	●	●
42,4	1 1/4	●	●	●	●
44,5		○	○	○	
48,3	1 1/2	●	●	●	●
51,0		○	○	○	
57,0		○	○	○	
60,3	2	●	●	●	●
63,5		○			
70,0		○	○	○	
76,1		○	○	○	
82,5		○	○		
88,9		○	○	○	
101,6		○			
108,0		○	○	○	
114,3		○			
133,0		○			
139,7		○			
159,0		○			
168,3		○			
219,1		○			

- Lagerprogramm
- kurzfristig lieferbar